


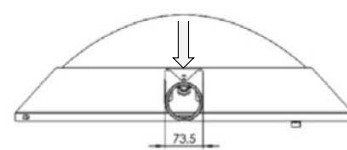
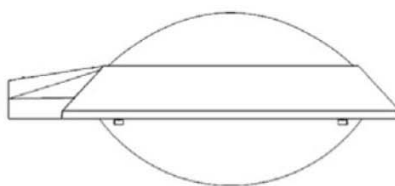
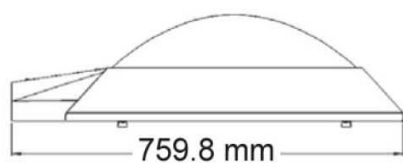
 led color	 ledgine	LEDs	W +/- 10%	lumen
740	ECO84	34	64	8400
740	ECO71	30	54	7100
740	ECO65	30	48	6500
740	ECO57	24	44	5700
740	ECO54	24	41	5400
740	GRN53	40	38	5300
740	GRN48	24	36	4800

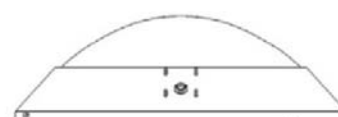
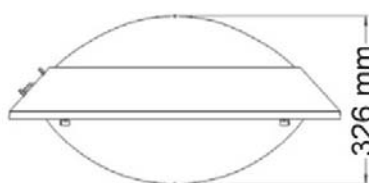
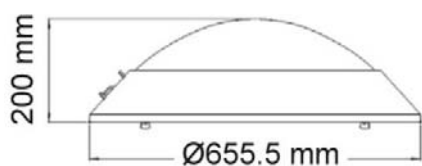
 led color	 ledgine	LEDs	W +/- 10%	lumen
830	ECO73	30	55	7300
830	ECO61	24	48	6100
830	ECO57	24	44	5700
830	GRN47	24	35	4700
830	GRN42	24	31	4200

Mounting Device

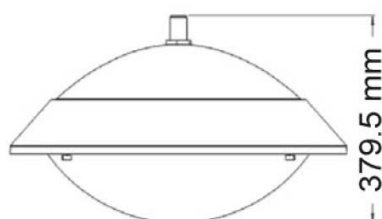
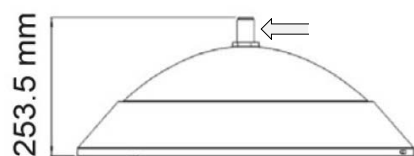
Side Entry -60S-



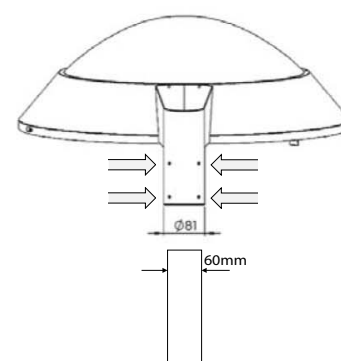
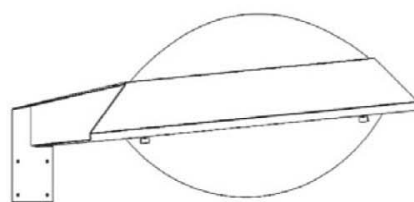
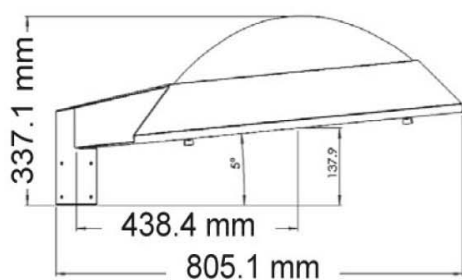
Dedicated Bracket -MB-



Suspended Fixation -G1-



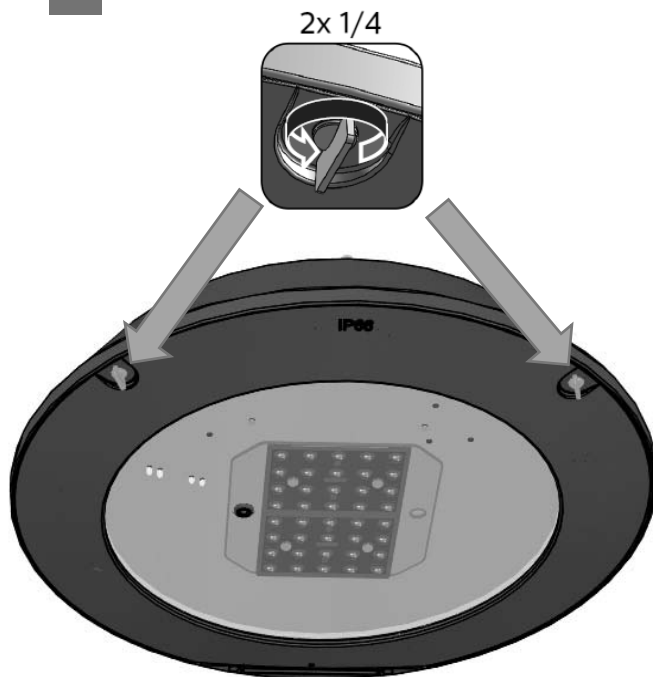
Post-Top Fixation -60P-



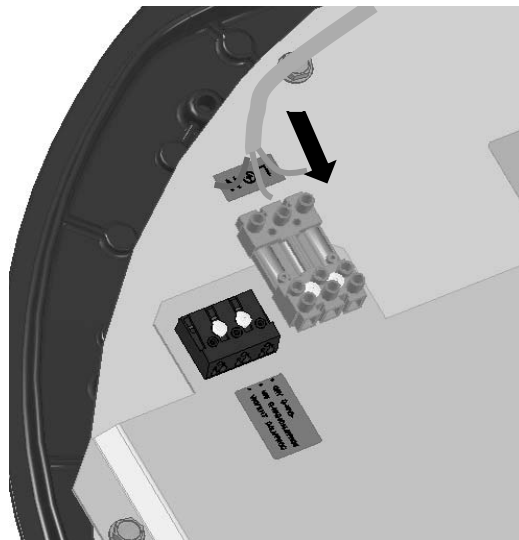


Luminaire opening

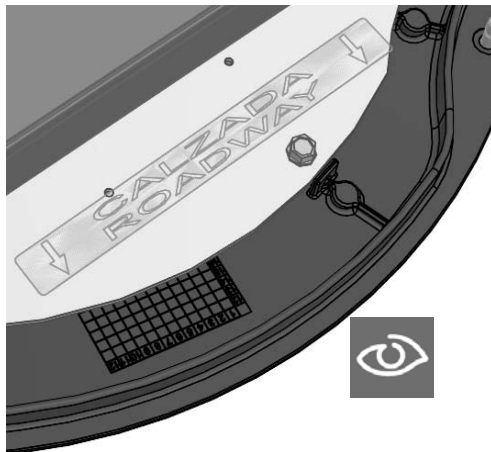
1



2

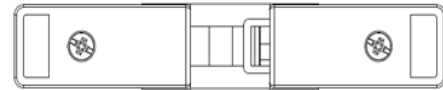

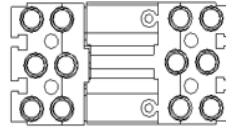



3

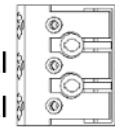
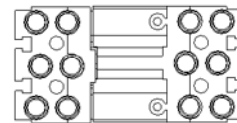





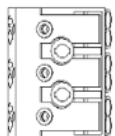
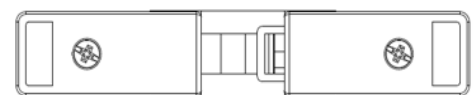
ELECTRICAL CONNECTIONS



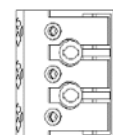
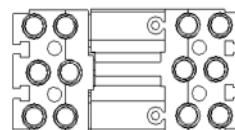

DALI



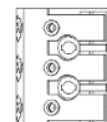
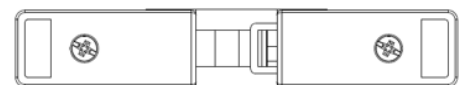

DALI



LINE SWITCH

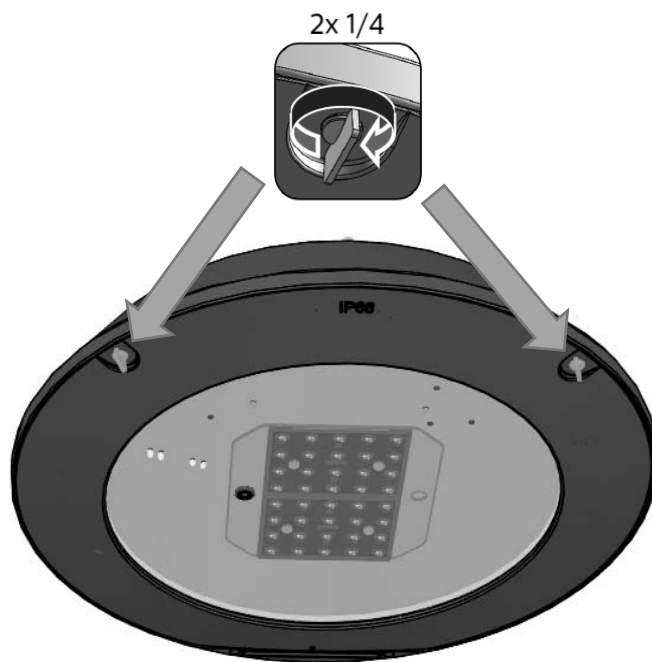


LINE SWITCH





Closure





© 2016 Philips Lighting Holding B.V.

All rights reserved. Reproduction in whole or in part is prohibited without consent of the copyright owner.

The information presented in this document does not form part of any quotation or contract. It is believed to be accurate and reliable and may be changed without notice. No liability will be accepted by the publisher for any consequence of its use. Publication thereof does not convey nor imply any license under patent or other industrial or intellectual property rights.

Philips Lighting Holding B.V.
The Netherlands