

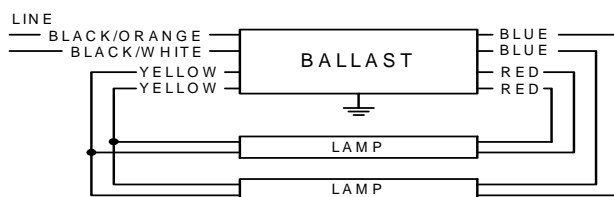
# PHILIPS ADVANCE

## Electrical Specifications

HOP2PSP54L @347V	
Brand Name	OPTANIUM T5
Ballast Type	Electronic
Starting Method	Programmed Start
Lamp Connection	Parallel
Input Voltage	347-480
Input Frequency	50/60 HZ
Status	Active

Lamp Type	Num. of Lamps	Rated Lamp Watts	Min. Start Temp (°F/°C)	Input Current (Amps)	Input Power (ANSI Watts)	Ballast Factor	MAX THD %	Power Factor	MAX Lamp Current Crest Factor	B.E.F.
F54T5/HO	1	54	-20/-29	0.18	57	1.00	10	0.98	1.7	1.75
* F54T5/HO	2	54	-20/-29	0.35	116	1.00	10	0.98	1.7	0.86
F54T5/HO/ES (49W)	1	49	-20/-29	0.16	54	1.00	10	0.98	1.7	1.85
F54T5/HO/ES (49W)	2	49	-20/-29	0.32	106	1.00	10	0.98	1.7	0.94

## Wiring Diagram



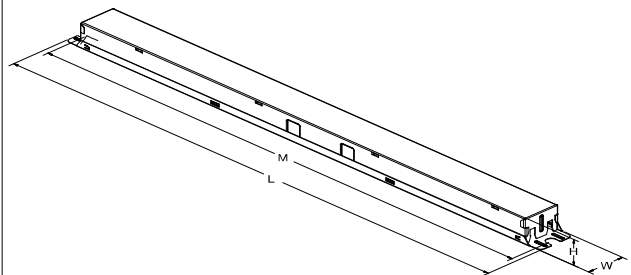
Diag. 78A

The wiring diagram that appears above is for the lamp type denoted by the asterisk (\*)

## Standard Lead Length (inches)

	in.	cm.		in.	cm.
Black		0	Yellow/Blue		0
White		0	Blue/White		0
Blue	28	71.1	Brown		0
Red	30	76.2	Orange		0
Yellow	47	119.4	Orange/Black	31	78.7
Gray		0	Black/White	31	78.7
Violet		0	Red/White		0

## Enclosure



## Enclosure Dimensions

OverAll (L)	Width (W)	Height (H)	Mounting (M)
16.70 "	1.18 "	1.00 "	16.34 "
16 7/10	1 9/50	1	16 17/50
42.4 cm	3 cm	2.5 cm	41.5 cm



Revised 09/27/11

Data is based upon tests performed by Philips Lighting N.A in a controlled environment and representative of relative performance. Actual performance can vary depending on operating conditions. Specifications are subject to change without notice. All specifications are nominal unless otherwise noted.

## Philips Lighting Electronic N.A

10275 West Higgins Road Rosemont, IL 60018 Tel.: 800-322-2086 Fax: 888-432-1882  
Customer Support/Technical Service: 800-372-3331 · OEM Support: 866-915-5886

# PHILIPS ADVANCE

## HOP2PSP54L @347V

Brand Name	<b>OPTANIUM T5</b>
Ballast Type	<b>Electronic</b>
Starting Method	<b>Programmed Start</b>
Lamp Connection	<b>Parallel</b>
Input Voltage	<b>347-480</b>
Input Frequency	<b>50/60 HZ</b>
Status	<b>Active</b>

### Electrical Specifications

#### Notes:

##### Section I - Physical Characteristics

- 1.1 Ballast shall be physically interchangeable with standard electromagnetic or standard electronic ballasts, where applicable.
- 1.2 Ballast shall be provided with integral leads color-coded per ANSI C82.11.

##### Section II - Performance

- 2.1 Ballast shall be Programmed Start.
- 2.2 Ballast shall provide Independent Lamp Operation (ILO) for Programmed Start Parallel ballasts allowing remaining lamp(s) to maintain full light output when one or more lamps fail.
- 2.3 Ballast shall contain auto restart circuitry in order to restart lamps without resetting power.
- 2.4 Ballast shall operate from 50/60 Hz input source of \_\_\_\_\_ (120V through 277V or 347V through 480V) with sustained variations of +/- 10% (voltage and frequency).
- 2.5 Ballast shall be high frequency electronic type and operate lamps at a frequency between 42 kHz and 52 KHz to avoid interference with infrared devices, eliminate visible flicker and avoid Article Surveillance Systems, such as anti-theft devices.
- 2.6 Ballast shall have a Power Factor greater than 0.98 for primary lamp.
- 2.7 Ballast shall have a ballast factor of 1.0 for primary T5HO lamps or a ballast factor of 0.95 or 1.15 for primary T5HE lamps at full light output.
- 2.8 Ballast shall provide for a Lamp Current Crest Factor of 1.7 or less.
- 2.9 Ballast input current shall have Total Harmonic Distortion (THD) of less than 10% when operated at nominal line with primary lamp.
- 2.10 Ballast shall have a Class A sound rating.
- 2.11 Ballast shall have a minimum starting temperature of \_\_\_\_\_ {-18C (0F) or -29C (-20F) or 0C (32F)} for primary lamp. Consult lamp manufacturer for temperature versus light output characteristics.
- 2.12 Ballast shall tolerate sustained open circuit and short circuit output conditions.
- 2.13 Ballast shall provide Lamp EOL Protection Circuit.
- 2.14 Ballast for step-dim applications shall have a 50% control step where the input power is <=50% of the full light input power for the primary lamp.

##### Section III - Regulatory

- 3.1 Ballast shall not contain any Polychlorinated Biphenyl (PCB).
- 3.2 Ballast shall be Underwriters Laboratories (UL) listed, Class P and Type 1 Outdoor; and Canadian Standards Association (CSA) certified where applicable.
- 3.3 Ballast shall comply with ANSI C62.41 Category A for Transient protection.
- 3.4 Ballast shall comply with ANSI C82.11 where applicable.
- 3.5 Ballast shall comply with applicable requirements of the Federal Communications Commission (FCC) rules and regulations, Title 47 CFR part 18, for Non-Consumer equipment.
- 3.6 Ballast shall comply with UL Type CC rating.
- 3.7 Ballast shall comply with NEMA 410 for in-rush current limits.

##### Section IV - Other

- 4.1 Ballast shall be manufactured in a factory certified to ISO 9001 Quality System Standards.
- 4.2 Ballast shall carry a five-year warranty from date of manufacture against defects in material or workmanship, including replacement, for operation at a maximum case temperature of 70C.
- 4.3 Ballast designated 90C shall carry a three-year warranty from date of manufacture against defects in material or workmanship, including replacement, for operation at a maximum case temperature of 90C.
- 4.4 Manufacturer shall have a twenty-year history of producing electronic ballasts for the North American market



Revised 09/27/11

Data is based upon tests performed by Philips Lighting Electronic N.A. in a controlled environment and representative of relative performance. Actual performance can vary depending on operating conditions. Specifications are subject to change without notice. All specifications are nominal unless otherwise noted.

### Philips Lighting Electronic N.A.

10275 West Higgins Road Rosemont, IL 60018 Tel.: 800-322-2086 Fax: 888-432-1882  
Customer Support/Technical Service: 800-372-3331 · OEM Support: 866-915-5886

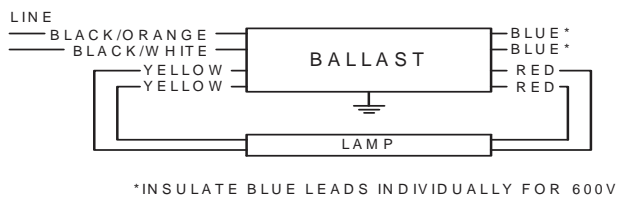
# PHILIPS ADVANCE

## Electrical Specifications

HOP2PSP54L @480V	
Brand Name	OPTANIUM T5
Ballast Type	Electronic
Starting Method	Programmed Start
Lamp Connection	Parallel
Input Voltage	347-480
Input Frequency	50/60 HZ
Status	Active

Lamp Type	Num. of Lamps	Rated Lamp Watts	Min. Start Temp (°F/°C)	Input Current (Amps)	Input Power (ANSI Watts)	Ballast Factor	MAX THD %	Power Factor	MAX Lamp Current Crest Factor	B.E.F.
* F54T5/HO	1	54	-20/-29	0.12	51	1.00	10	0.98	1.7	1.96
F54T5/HO	2	54	-20/-29	0.23	113	1.00	10	0.98	1.7	0.88
F54T5/HO/ES (49W)	1	49	-20/-29	0.10	51	1.00	10	0.98	1.7	1.96
F54T5/HO/ES (49W)	2	49	-20/-29	0.20	100	1.00	10	0.98	1.7	1.00

## Wiring Diagram



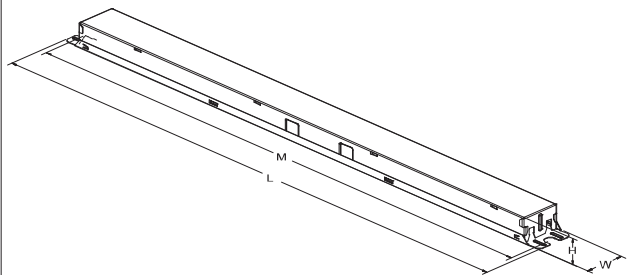
Diag. 77A

The wiring diagram that appears above is for the lamp type denoted by the asterisk (\*)

## Standard Lead Length (inches)

	in.	cm.		in.	cm.
Black		0	Yellow/Blue		0
White		0	Blue/White		0
Blue	28	71.1	Brown		0
Red	30	76.2	Orange		0
Yellow	47	119.4	Orange/Black	31	78.7
Gray		0	Black/White	31	78.7
Violet		0	Red/White		0

## Enclosure



## Enclosure Dimensions

OverAll (L)	Width (W)	Height (H)	Mounting (M)
16.70 "	1.18 "	1.00 "	16.34 "
16 7/10	1 9/50	1	16 17/50
42.4 cm	3 cm	2.5 cm	41.5 cm



Revised 09/27/11

Data is based upon tests performed by Philips Lighting N.A in a controlled environment and representative of relative performance. Actual performance can vary depending on operating conditions. Specifications are subject to change without notice. All specifications are nominal unless otherwise noted.

## Philips Lighting Electronic N.A

10275 West Higgins Road Rosemont, IL 60018 Tel.: 800-322-2086 Fax: 888-432-1882  
Customer Support/Technical Service: 800-372-3331 · OEM Support: 866-915-5886

# PHILIPS ADVANCE

## HOP2PSP54L @480V

Brand Name	<b>OPTANIUM T5</b>
Ballast Type	<b>Electronic</b>
Starting Method	<b>Programmed Start</b>
Lamp Connection	<b>Parallel</b>
Input Voltage	<b>347-480</b>
Input Frequency	<b>50/60 HZ</b>
Status	<b>Active</b>

### Electrical Specifications

#### Notes:

##### Section I - Physical Characteristics

- 1.1 Ballast shall be physically interchangeable with standard electromagnetic or standard electronic ballasts, where applicable.
- 1.2 Ballast shall be provided with integral leads color-coded per ANSI C82.11.

##### Section II - Performance

- 2.1 Ballast shall be Programmed Start.
- 2.2 Ballast shall provide Independent Lamp Operation (ILO) for Programmed Start Parallel ballasts allowing remaining lamp(s) to maintain full light output when one or more lamps fail.
- 2.3 Ballast shall contain auto restart circuitry in order to restart lamps without resetting power.
- 2.4 Ballast shall operate from 50/60 Hz input source of \_\_\_\_\_ (120V through 277V or 347V through 480V) with sustained variations of +/- 10% (voltage and frequency).
- 2.5 Ballast shall be high frequency electronic type and operate lamps at a frequency between 42 kHz and 52 KHz to avoid interference with infrared devices, eliminate visible flicker and avoid Article Surveillance Systems, such as anti-theft devices.
- 2.6 Ballast shall have a Power Factor greater than 0.98 for primary lamp.
- 2.7 Ballast shall have a ballast factor of 1.0 for primary T5HO lamps or a ballast factor of 0.95 or 1.15 for primary T5HE lamps at full light output.
- 2.8 Ballast shall provide for a Lamp Current Crest Factor of 1.7 or less.
- 2.9 Ballast input current shall have Total Harmonic Distortion (THD) of less than 10% when operated at nominal line with primary lamp.
- 2.10 Ballast shall have a Class A sound rating.
- 2.11 Ballast shall have a minimum starting temperature of \_\_\_\_\_ {-18C (0F) or -29C (-20F) or 0C (32F)} for primary lamp. Consult lamp manufacturer for temperature versus light output characteristics.
- 2.12 Ballast shall tolerate sustained open circuit and short circuit output conditions.
- 2.13 Ballast shall provide Lamp EOL Protection Circuit.
- 2.14 Ballast for step-dim applications shall have a 50% control step where the input power is <=50% of the full light input power for the primary lamp.

##### Section III - Regulatory

- 3.1 Ballast shall not contain any Polychlorinated Biphenyl (PCB).
- 3.2 Ballast shall be Underwriters Laboratories (UL) listed, Class P and Type 1 Outdoor; and Canadian Standards Association (CSA) certified where applicable.
- 3.3 Ballast shall comply with ANSI C62.41 Category A for Transient protection.
- 3.4 Ballast shall comply with ANSI C82.11 where applicable.
- 3.5 Ballast shall comply with applicable requirements of the Federal Communications Commission (FCC) rules and regulations, Title 47 CFR part 18, for Non-Consumer equipment.
- 3.6 Ballast shall comply with UL Type CC rating.
- 3.7 Ballast shall comply with NEMA 410 for in-rush current limits.

##### Section IV - Other

- 4.1 Ballast shall be manufactured in a factory certified to ISO 9001 Quality System Standards.
- 4.2 Ballast shall carry a five-year warranty from date of manufacture against defects in material or workmanship, including replacement, for operation at a maximum case temperature of 70C.
- 4.3 Ballast designated 90C shall carry a three-year warranty from date of manufacture against defects in material or workmanship, including replacement, for operation at a maximum case temperature of 90C.
- 4.4 Manufacturer shall have a twenty-year history of producing electronic ballasts for the North American market



Revised 09/27/11

Data is based upon tests performed by Philips Lighting Electronic N.A. in a controlled environment and representative of relative performance. Actual performance can vary depending on operating conditions. Specifications are subject to change without notice. All specifications are nominal unless otherwise noted.

### Philips Lighting Electronic N.A.

10275 West Higgins Road Rosemont, IL 60018 Tel.: 800-322-2086 Fax: 888-432-1882  
Customer Support/Technical Service: 800-372-3331 · OEM Support: 866-915-5886