



Date: \_\_\_\_\_ Type: \_\_\_\_\_

Firm Name: \_\_\_\_\_

Project: \_\_\_\_\_

## sPDS-480ca 7.5V

Power / data supply for large-scale Ethernet installations

sPDS-480ca 7.5V is a power / data supply designed for large-scale Ethernet LED lighting installations using Chromasic® fixtures from Philips Color Kinetics.

sPDS-480ca 7.5V delivers 480 watts of output via sixteen 30-watt ports and automatically accommodates input voltages ranging from 100 VAC to 240 VAC. Short-circuit protection prevents device failure due to incorrectly wired fixtures. The standard IEC power inlet accepts both US and international power cables.

With onboard controls, sPDS-480ca 7.5V incorporates automatic fixture discovery and testing, eliminating the need for additional addressing tools or software. sPDS-480ca 7.5V features a backlit LCD for easy menu viewing.

Housed in a 2U rack-mountable enclosure, sPDS-480ca 7.5V includes rack handle and surface-mount brackets, for versatile mounting options.

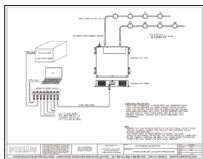
Over-temperature detection and selectable shutdown options protect sPDS-480ca 7.5V against operation beyond its rated temperature specification. Variable-speed fans keep noise levels low and include serviceable air filters.

### Compatible Fixtures

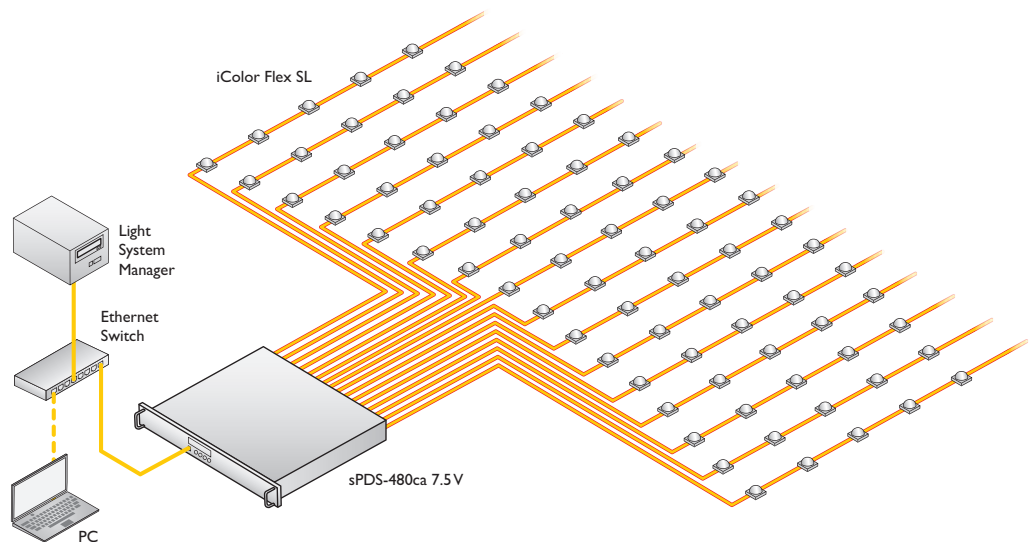
| Fixture        | Max. Quantity Per sPDS-480ca 7.5V | Max. Quantity Per Output Port |
|----------------|-----------------------------------|-------------------------------|
| iColor Flex MX | 16 strings                        | 1 string                      |
| iColor Tile MX | 8 tiles                           | 1/2 tile                      |



For device mounting and maintenance details, refer to the Installation Instructions included in the product packaging, or download documentation from [www.colorkinetics.com/lis/pds/spds480/](http://www.colorkinetics.com/lis/pds/spds480/)



sPDS-480ca 7.5V wiring diagrams are available online at [www.colorkinetics.com/support/wiring/](http://www.colorkinetics.com/support/wiring/)



Each sPDS-480ca 7.5V unit delivers power and data to a maximum of 1152 nodes. The maximum number of sPDS-480ca 7.5V units per installation varies based on the controller type and the node quantities of the fixtures.

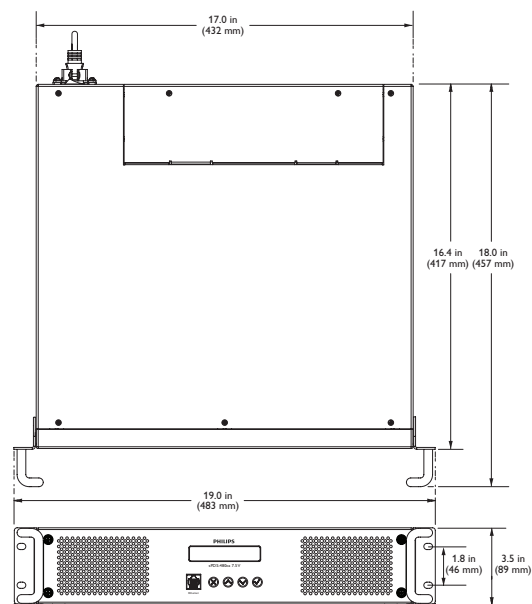
# PHILIPS

## Specifications

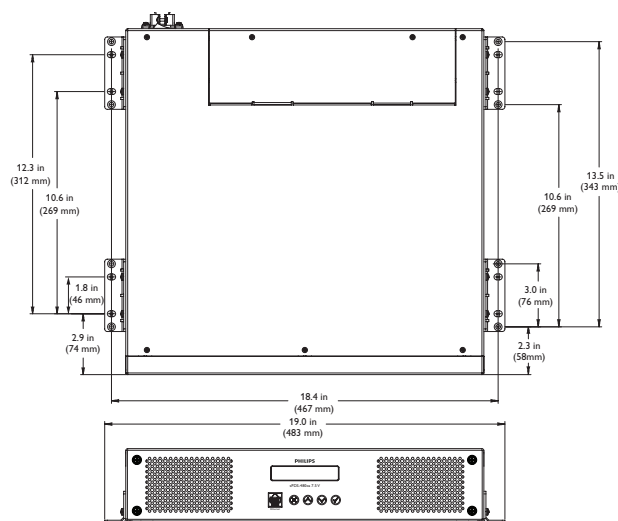
Due to continuous improvements and innovations, specifications may change without notice.

| Item                     | Specification                       | Details  |
|--------------------------|-------------------------------------|--|
| Electrical               | Input Voltage                       | 100 – 240 VAC, auto-switching, 50 / 60 Hz  |
|                          | Maximum Input Current               | 8 A at 100 VAC, 7 A at 120 VAC, 3.5 A at 240 VAC   |
|                          | Power Output                        | 7.5 VDC, 480 W (30 W per power port)   |
|                          | Fuse Rating                         | (16) 5 A, 125 V, 5 x 20 fast blow fuses  |
| Physical                 | Dimensions (Height x Width x Depth) | 3.5 x 19 x 18 in (89 x 483 x 457 mm)   |
|                          | Weight                              | 28.7 lb (13 kg)  |
|                          | Construction                        | 2U rack and surface-mountable aluminum chassis   |
|                          | Finish                              | Black matte  |
|                          | Connectors                          | Data RJ-45 input connector   |
|                          |                                     | Power Output (16) 4-pin output receptacles   |
|                          |                                     | Power Input IEC 320 receptacle type C13, locking clamp   |
|                          | Temperature Ranges                  | 14° – 122° F (-10° – 50° C) Operating<br>14° – 122° F (-10° – 50° C) Startup<br>-40° – 176° F (-40° – 80° C) Storage |
|                          | Humidity                            | 0 – 95%, non-condensing  |
|                          | Airflow                             | Front panel input, back panel output   |
|                          | Cooling                             | (2) speed-configurable fans, with serviceable air filters  |
|                          | Heat Dissipation                    | 25% of total power input   |
| Certification and Safety | Data Input Source                   | Ethernet controller from Philips Color Kinetics, or KiNET-compatible* third-party Ethernet controller                |
|                          | Certification                       | UL / cUL, CE   |
|                          | Classification                      | UL Class 2 power supply  |
|                          | Environment                         | Dry Location, IP20   |

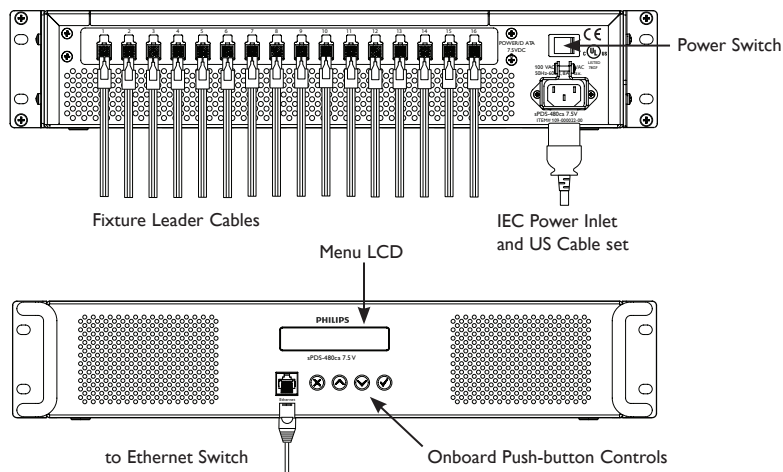
\* KiNET™ is the Ethernet lighting protocol from Philips Color Kinetics.




Dimensions: Rack Mount Configuration



Dimensions: Surface Mount Configuration



Philips Color Kinetics  
3 Burlington Woods Drive  
Burlington, Massachusetts 01803 USA  
Tel 888.385.5742  
Tel 617.423.9999  
Fax 617.423.9998  
[www.philipscolorkinetics.com](http://www.philipscolorkinetics.com)



For complete instructions detailing sPDS-480ca 7.5V onboard controls and menus, refer to the *Addressing and Configuration Guide* available online at [www.colorkinetics.com/support/addressing/](http://www.colorkinetics.com/support/addressing/)

Copyright © 2009 – 2010 Philips Solid-State Lighting Solutions, Inc. All rights reserved. Chromacore, Chromasic, CK, the CK logo, Color Kinetics, the Color Kinetics logo, ColorBlast, ColorBlaze, ColorBurst, eW Fuse, ColorGraze, ColorPlay, ColorReach, iW Reach, eW Reach, DiMand, EssentialWhite, eW, iColor, iColor Cove, IntelliWhite, iW, iPlayer, Optibin, and Powercore are either registered trademarks or trademarks of Philips Solid-State Lighting Solutions, Inc. in the United States and / or other countries. All other brand or product names are trademarks or registered trademarks of their respective owners. Due to continuous improvements and innovations, specifications may change without notice.

DAS-000066-01 R01 12-10