

CoreLine High-bay BY120P G2/BY121P G2

www.lighting.philips.com

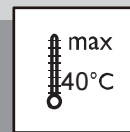
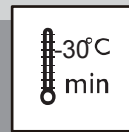
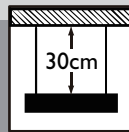
Installation instructions

Instructions de montage
Montageanleitung
Montage instructie
Istruzioni di montaggio

Instrucciones de montaje
Instruções de montagem
Monteringsinstruktioner
Monteringsvejledning

Kokoonpano- ja kiinnitysohjeet
Montaj yönergeleri
Οδηγίες συναρμολόγησης
Instrukcja montażu

Szerelési utasítások
Návod k montáži
ИНСТРУКЦИЯ ПО МОНТАЖУ
Návod k montáži



Description	CCT	Optics	Weight	Wattage
BY120P G2 LED105S/840 PSU WB GR	4000K	WB	7 kg	100 W
BY121P G2 LED205S/840 PSU WB GR		WB	9.5 kg	200 W

Accessories for optional installation
1. BY120Z G2 MB
2. BY121Z G2 MB

Type	Dimension (mm)			MCB (MAX)	No. of 200 W	No. of 100 W
	D	W	H			
BY120P G2	457	466	158	16A-B	4	11
BY121P G2	520	530	165			

	Inrush current peak	Mains current pulse time half peak
BY120P G2	53.4 A (max)	0.48 ms
BY121P G2	47.2 A (max)	0.6 ms

1 Installation

3 Nm

Hook mounting

Bracket mounting (wall mounting only)

Detail A

Detail B

3 Nm

2 Connect wires

min. $\phi 7.4$ max. $\phi 9\text{mm}$

Cable: 60227IEC53 3x1.0~2.5mm²
60245IEC57 3x1.0~2.5mm²

- The luminaire shall be installed or maintained by a qualified electrician and wired in accordance with the latest IEE electrical regulations or the national requirements.
- If the external flexible cable or cord of this luminaire is damaged, it shall be exclusively replaced by the manufacturer or his service agent or a similar qualified person in order to avoid hazard.
- Indoor use only.

For Europe Only

PHILIPS