

FLOODPAK

Knuckle Arm Installation

NOTE: When mounting a Floodpak (FPS or FPM) to a junction box using an FPSARM (1/2" Knuckle Arm). Do not use junction box covers constructed of thin wall zinc. Use stonco covers FP2 (2OLD), FP4A (4A) and FP4B (4B). Or covers of similar design and construction.

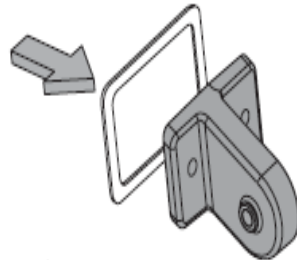


Fig 2

- 1 Remove and discard bolts and mounting bracket from the rear of the housing. (Fig 1)

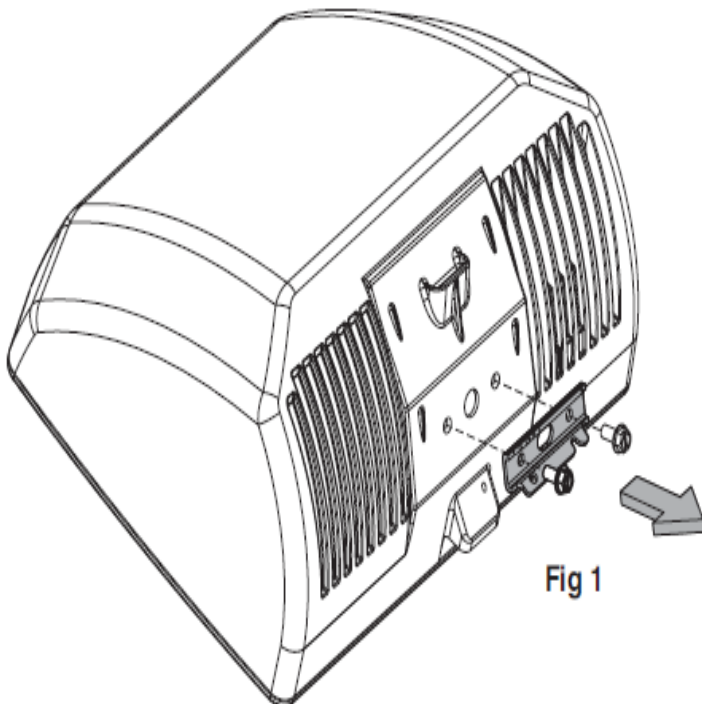


Fig 1

- 2 Attach self adhesive gasket to knuckle arm. (Fig 2)

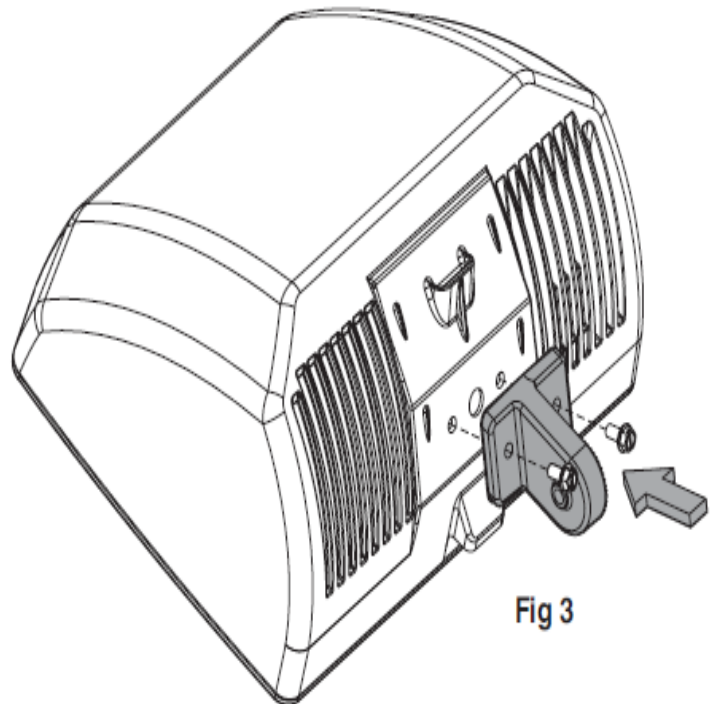


Fig 3

- 3 Attach knuckle arm with supplied bolts.
On FPS and FPM fixtures tighten the 1/4-20 x 7/8" bolts to 55-65 In lbs. On FPL fixtures tighten the 3/8-16 x 1" bolts to 180-200 In lbs. (Fig 3)