



Perfect sparkle, simple use

MASTERColour CDM-R Elite

Compact, very high-efficiency, long-life Ceramic Metal Halide discharge reflector lamp producing crisp white sparkling light with high colour rendering

Benefits

- Lamp is easy to install and provides superior light from start to finish
- Unique crisp white sparkling light makes merchandise irresistible
- Unrivalled combination of high lumen output and excellent lumen maintenance

Features

- Excellent colour rendering (Ra 90) and high efficacy
- Unparalleled lumen maintenance
- UV-blocking front glass to reduce risk of merchandise fading
- Fits in simple open luminaires
- Easy to install and replace

Application

- Accent lighting in retail and hospitality
- General and decorative lighting

Warnings and Safety

- Use only with electronic control gear
- Control gear must include end-of-life protection (IEC61167, IEC 62035)

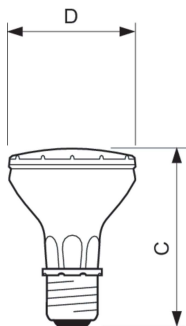
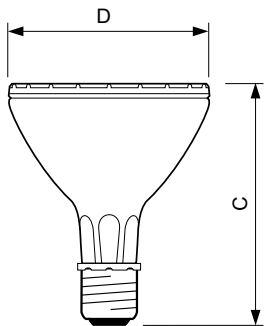
MASTERCLOUR CDM-R Elite

Versions



LPPR CDM-R-E 0004

Dimensional drawing



Product	D (max)	C (max)
MC CDM-R Elite 35W/930 E27 PAR30L 10D	97 mm	123 mm
MC CDM-R Elite 35W/930 E27 PAR30L 30D	97 mm	123 mm
MC CDM-R Elite 70W/930 E27 PAR30L 10D	97 mm	123 mm
MC CDM-R Elite 70W/930 E27 PAR30L 30D	97 mm	123 mm
MC CDM-R Elite 70W/930 E27 PAR30L 40D	97 mm	123 mm

Product	D (max)	C (max)
MC CDM-R Elite 35W/930 E27 PAR20 30D	65 mm	95 mm

MASTERCOLOR CDM-R Elite

General Information

Cap-Base	E27
Switching Cycle	1,350
Operating Position	UNIVERSAL

Light Technical

Chromaticity Coordinate X (Nom)	0.434
Chromaticity Coordinate Y (Nom)	0.398
Color Designation	Warm White (WW)
Correlated Color Temperature (Nom)	3000 K
LLMF At End Of Nominal Lifetime (Nom)	80 %

Operating and Electrical

Warm-up time to 60% light	120 s
---------------------------	-------

Controls and Dimming

Dimmable	No
----------	----

Mechanical and Housing

Bulb Finish	Clear
-------------	-------

Light Technical (1/2)

Order Code	Full Product Name	Beam Angle (Nom)	Color rendering index (CRI)	Luminous Efficacy (rated) (Nom)	Luminous Flux
928109300630	MC CDM-R Elite 70W/930 E27 PAR30L 10D	10 degree(s)	92	70 lm/W	4,500 lm
928109400630	MC CDM-R Elite 70W/930 E27 PAR30L 30D	30 degree(s)	92	70 lm/W	4,500 lm
928109500630	MC CDM-R Elite 70W/930 E27 PAR30L 40D	40 degree(s)	92	70 lm/W	4,400 lm
928050300630	MC CDM-R Elite 35W/930 E27 PAR20 30D	30 degree(s)	91	61 lm/W	2,100 lm
928108100630	MC CDM-R Elite 35W/930 E27 PAR30L 10D	10 degree(s)	91	69 lm/W	2,400 lm
928108200630	MC CDM-R Elite 35W/930 E27 PAR30L 30D	30 degree(s)	91	69 lm/W	2,400 lm

Light Technical (2/2)

Order Code	Full Product Name	Luminous Intensity (Nom)
928109300630	MC CDM-R Elite 70W/930 E27 PAR30L 10D	61,000 cd
928109400630	MC CDM-R Elite 70W/930 E27 PAR30L 30D	14,000 cd
928109500630	MC CDM-R Elite 70W/930 E27 PAR30L 40D	10,300 cd

Order Code	Full Product Name	Luminous Intensity (Nom)
928050300630	MC CDM-R Elite 35W/930 E27 PAR20 30D	6,500 cd
928108100630	MC CDM-R Elite 35W/930 E27 PAR30L 10D	49,000 cd
928108200630	MC CDM-R Elite 35W/930 E27 PAR30L 30D	8,000 cd

Operating and Electrical

Order Code	Full Product Name	Voltage (Nom)	Power Consumption
928109300630	MC CDM-R Elite 70W/930 E27 PAR30L 10D	86 V	73.2 W
928109400630	MC CDM-R Elite 70W/930 E27 PAR30L 30D	86 V	73.2 W
928109500630	MC CDM-R Elite 70W/930 E27 PAR30L 40D	86 V	73.2 W

Order Code	Full Product Name	Voltage (Nom)	Power Consumption
928050300630	MC CDM-R Elite 35W/930 E27 PAR20 30D	88 V	39.1 W
928108100630	MC CDM-R Elite 35W/930 E27 PAR30L 10D	88 V	39.1 W
928108200630	MC CDM-R Elite 35W/930 E27 PAR30L 30D	88 V	39.1 W

Mechanical and Housing

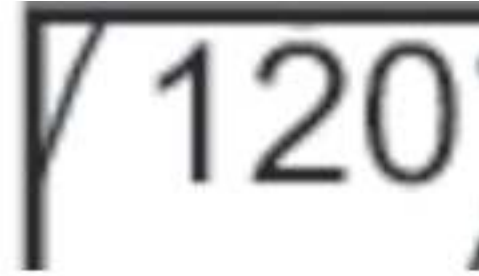
Order Code	Full Product Name	Bulb Shape
928109300630	MC CDM-R Elite 70W/930 E27 PAR30L 10D	PAR30L
928109400630	MC CDM-R Elite 70W/930 E27 PAR30L 30D	PAR30L
928109500630	MC CDM-R Elite 70W/930 E27 PAR30L 40D	PAR30L

Order Code	Full Product Name	Bulb Shape
928050300630	MC CDM-R Elite 35W/930 E27 PAR20 30D	PAR20
928108100630	MC CDM-R Elite 35W/930 E27 PAR30L 10D	PAR30L
928108200630	MC CDM-R Elite 35W/930 E27 PAR30L 30D	PAR30L

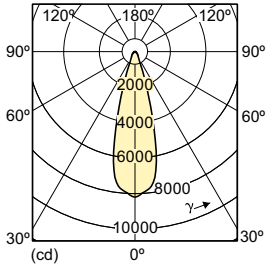
Approval and Application

MASTERCoulour CDM-R Elite

Order Code	Full Product Name	Energy Consumption kWh/1000 h	Mercury (Hg) Content (Max)	Mercury (Hg) Content (Nom)
928109300630	MC CDM-R Elite 70W/930 E27 PAR30L 10D	74 kWh	6.6 mg	6.6 mg
928109400630	MC CDM-R Elite 70W/930 E27 PAR30L 30D	74 kWh	6.6 mg	6.6 mg
928109500630	MC CDM-R Elite 70W/930 E27 PAR30L 40D	74 kWh	6.6 mg	6.6 mg
928050300630	MC CDM-R Elite 35W/930 E27 PAR20 30D	40 kWh	4.7 mg	4.7 mg
928108100630	MC CDM-R Elite 35W/930 E27 PAR30L 10D	40 kWh	4.7 mg	4.7 mg
928108200630	MC CDM-R Elite 35W/930 E27 PAR30L 30D	40 kWh	4.7 mg	4.7 mg



MASTERColour CDM-R Elite

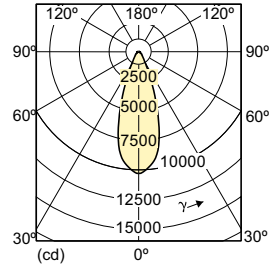
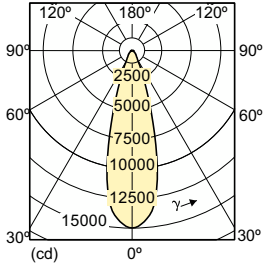
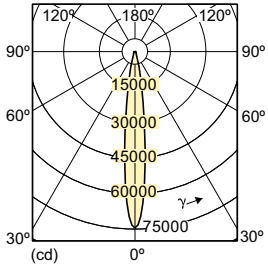


90°

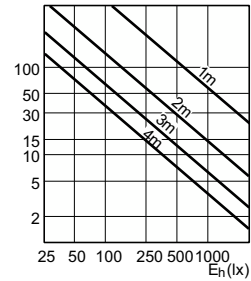
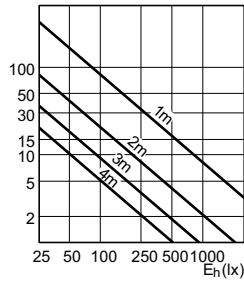
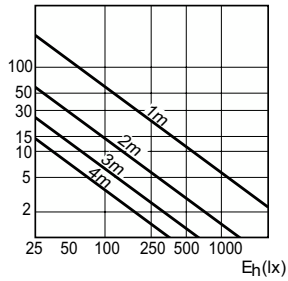
60°

120°

MASTERCLOUR CDM-R Elite



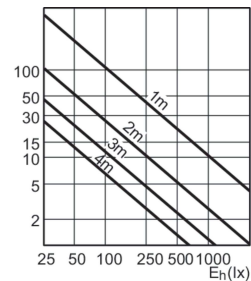
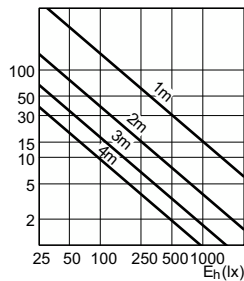
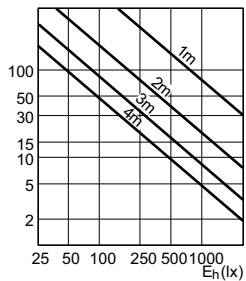
Accent Diagrams



Accent Diagram - MC CDM-R Elite 35W/930
E27 PAR20 30D

Accent Diagram - MC CDM-R Elite 35W/930
E27 PAR30L 30D

Accent Diagram - MC CDM-R Elite 35W/930
E27 PAR30L 10D

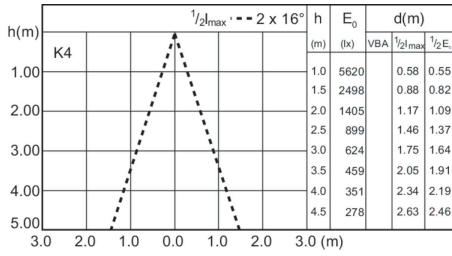


Accent Diagram - MC CDM-R Elite 70W/930
E27 PAR30L 10D

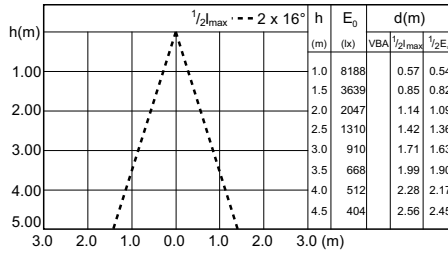
Accent Diagram - MC CDM-R Elite 70W/930
E27 PAR30L 30D

Accent Diagram - MC CDM-R Elite 70W/930
E27 PAR30L 40D

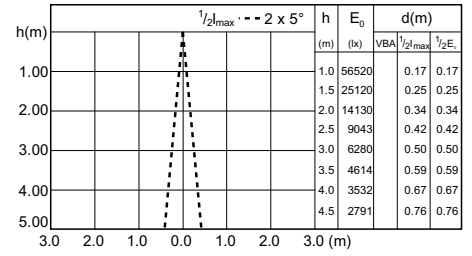
Beam Diagrams



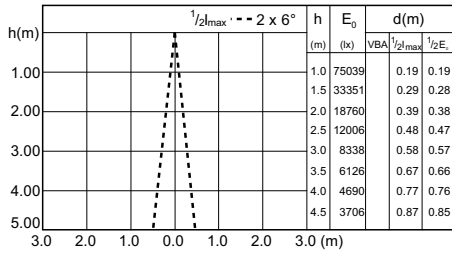
Beam diagram - MC CDM-R Elite 35W/930 E27
PAR20 30D



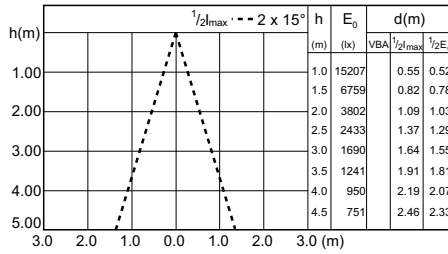
Beam diagram - MC CDM-R Elite 35W/930 E27
PAR30L 30D



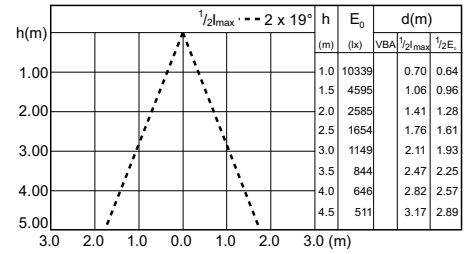
Beam diagram - MC CDM-R Elite 35W/930 E27
PAR30L 10D



Beam diagram - MC CDM-R Elite 70W/930 E27
PAR30L 10D



Beam diagram - MC CDM-R Elite 70W/930 E27
PAR30L 30D



Beam diagram - MC CDM-R Elite 70W/930 E27
PAR30L 40D

