



Perfect sparkle, simple use

MASTERColour CDM-R Elite

Compact, very high-efficiency, long-life Ceramic Metal Halide discharge reflector lamp producing crisp white sparkling light with high colour rendering

Benefits

- Lamp is easy to install and provides superior light from start to finish
- Unique crisp white sparkling light makes merchandise irresistible
- Unrivalled combination of high lumen output and excellent lumen maintenance

Features

- Excellent colour rendering (Ra 90) and high efficacy
- Unparalleled lumen maintenance
- UV-blocking front glass to reduce risk of merchandise fading
- Fits in simple open luminaires
- Easy to install and replace

Application

- Accent lighting in retail and hospitality
- General and decorative lighting

Warnings and Safety

- Use only with electronic control gear
- Control gear must include end-of-life protection (IEC61167, IEC 62035)

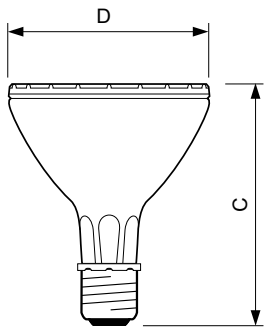
MASTERColour CDM-R Elite

Versions



Dimensional drawing

D



Product	D (max)	C (max)
MASTERColour CDM-R Elite 35W/930 E27 PAR20 10D	65 mm	95 mm
MASTERColour CDM-R Elite 35W/930 E27 PAR20 30D	65 mm	95 mm

Product	D (max)	C (max)
MASTERColour CDM-R Elite 70W/930 E27 PAR30L 30D	97 mm	123 mm
MASTERColour CDM-R Elite 70W/930 E27 PAR30L 10D	97 mm	123 mm
MASTERColour CDM-R Elite 35W/930 E27 PAR30L 30D	97 mm	123 mm
MASTERColour CDM-R Elite 35W/930 E27 PAR30L 10D	97 mm	123 mm
MASTERColour CDM-R Elite 70W/930 E27 PAR30L 40D	97 mm	123 mm

MASTERCcolour CDM-R Elite

Approval and Application

Energy Efficiency Label (EEL)	A
-------------------------------	---

Controls and Dimming

Dimmable	No
----------	----

Operating and Electrical

Re-Ignition Time (Min) (Max)	15 min
Warm Up Time To 60% Light (Nom)	120 s

General Information

Cap-Base	E27
Life To 20% Failures (Nom)	12000 h
Life To 50% Failures (Nom)	15000 h
Life To 5% Failures (Nom)	9000 h
Operating Position	UNIVERSAL
Switching Cycle	1350X

Luminaire Design Requirements

Bulb Temperature (Max)	300 °C
------------------------	--------

Light Technical

Colour Code	930
Colour Designation	Warm white (WW)
Correlated Colour Temperature (Nom)	3000 K
Llmf At End Of Nominal Lifetime (Nom)	80 %
Lumen Maintenance 12000 h (Nom)	82 %
Lumen Maintenance 2000 h (Nom)	94 %
Lumen Maintenance 4000 h (Nom)	90 %

Mechanical and Housing

Bulb Finish	Clear
-------------	-------

Approval and Application

Order Code	Full Product Name	Energy Consumption kWh/1000 h	Mercury (Hg) Content (Nom)
928050200630	MASTERCcolour CDM-R Elite 35W/930 E27 PAR20 10D	43 kWh	4.7 mg
928050300630	MASTERCcolour CDM-R Elite 35W/930 E27 PAR20 30D	43 kWh	4.7 mg
928108100630	MASTERCcolour CDM-R Elite 35W/930 E27 PAR30L 10D	43 kWh	4.7 mg
928108200630	MASTERCcolour CDM-R Elite 35W/930 E27 PAR30L 30D	43 kWh	4.7 mg
928109300630	MASTERCcolour CDM-R Elite 70W/930 E27 PAR30L 10D	80 kWh	6.6 mg
928109400630	MASTERCcolour CDM-R Elite 70W/930 E27 PAR30L 30D	80 kWh	6.6 mg
928109500630	MASTERCcolour CDM-R Elite 70W/930 E27 PAR30L 40D	80 kWh	6.6 mg

Operating and Electrical (1/2)

Order Code	Full Product Name	Lamp			
		Current (EM) (Nom)	Voltage (Max)	Voltage (Min)	Voltage (Nom)
928050200630	MASTERCcolour CDM-R Elite 35W/930 E27 PAR20 10D	-	96 V	80 V	88 V
928050300630	MASTERCcolour CDM-R Elite 35W/930 E27 PAR20 30D	-	96 V	80 V	88 V
928108100630	MASTERCcolour CDM-R Elite 35W/930 E27 PAR30L 10D	0.450 A	96 V	80 V	88 V
928108200630	MASTERCcolour CDM-R Elite 35W/930 E27 PAR30L 30D	0.450 A	96 V	80 V	88 V

Order Code	Full Product Name	Lamp			
		Current (EM) (Nom)	Voltage (Max)	Voltage (Min)	Voltage (Nom)
928109300630	MASTERCcolour CDM-R Elite 70W/930 E27 PAR30L 10D	-	93 V	79 V	86 V
928109400630	MASTERCcolour CDM-R Elite 70W/930 E27 PAR30L 30D	-	93 V	79 V	86 V
928109500630	MASTERCcolour CDM-R Elite 70W/930 E27 PAR30L 40D	-	93 V	79 V	86 V

MASTERCcolour CDM-R Elite

Operating and Electrical (2/2)

Order Code	Full Product Name	Power (Rated) (Nom)
928050200630	MASTERCcolour CDM-R Elite 35W/930 E27 PAR20 10D	39.1 W
928050300630	MASTERCcolour CDM-R Elite 35W/930 E27 PAR20 30D	39.1 W
928108100630	MASTERCcolour CDM-R Elite 35W/930 E27 PAR30L 10D	39.1 W
928108200630	MASTERCcolour CDM-R Elite 35W/930 E27 PAR30L 30D	39.1 W

Order Code	Full Product Name	Power (Rated) (Nom)
928109300630	MASTERCcolour CDM-R Elite 70W/930 E27 PAR30L 10D	73.2 W
928109400630	MASTERCcolour CDM-R Elite 70W/930 E27 PAR30L 30D	73.2 W
928109500630	MASTERCcolour CDM-R Elite 70W/930 E27 PAR30L 40D	73.2 W

General Information

Order Code	Full Product Name	Life To 10% Failures (Nom)
928050200630	MASTERCcolour CDM-R Elite 35W/930 E27 PAR20 10D	5500 h
928050300630	MASTERCcolour CDM-R Elite 35W/930 E27 PAR20 30D	5500 h
928108100630	MASTERCcolour CDM-R Elite 35W/930 E27 PAR30L 10D	5500 h
928108200630	MASTERCcolour CDM-R Elite 35W/930 E27 PAR30L 30D	5500 h

Order Code	Full Product Name	Life To 10% Failures (Nom)
928109300630	MASTERCcolour CDM-R Elite 70W/930 E27 PAR30L 10D	6500 h
928109400630	MASTERCcolour CDM-R Elite 70W/930 E27 PAR30L 30D	6500 h
928109500630	MASTERCcolour CDM-R Elite 70W/930 E27 PAR30L 40D	6500 h

Light Technical (1/2)

Order Code	Full Product Name	Beam		Chromaticity	
		Angle (Nom)	Beam Description	Coordinate X (Nom)	Coordinate Y (Nom)
928050200630	MASTERCcolour CDM-R Elite 35W/930 E27 PAR20 10D	10 °	Spot	0.437	0.400
928050300630	MASTERCcolour CDM-R Elite 35W/930 E27 PAR20 30D	30 °	Flood	0.437	0.400
928108100630	MASTERCcolour CDM-R Elite 35W/930 E27 PAR30L 10D	10 °	Spot	0.437	0.400
928108200630	MASTERCcolour CDM-R Elite 35W/930 E27 PAR30L 30D	30 °	Flood	0.437	0.400

Order Code	Full Product Name	Beam		Chromaticity	
		Angle (Nom)	Beam Description	Coordinate X (Nom)	Coordinate Y (Nom)
928109300630	MASTERCcolour CDM-R Elite 70W/930 E27 PAR30L 10D	10 °	Spot	0.443	0.402
928109400630	MASTERCcolour CDM-R Elite 70W/930 E27 PAR30L 30D	30 °	Flood	0.443	0.402
928109500630	MASTERCcolour CDM-R Elite 70W/930 E27 PAR30L 40D	40 °	Flood	0.443	0.402

Light Technical (2/2)

MASTERColour CDM-R Elite

Order Code	Full Product Name	Colour Rendering Index	Colour Rendering Index	Luminous Efficacy (rated) (Nom)	Design Mean Lumens	Luminous Intensity (Nom)
		(Min)	(Nom)	(Nom)	(Nom)	(Nom)
928050200630	MASTERColour CDM-R Elite 35W/930 E27 PAR20 10D	88	91	60 lm/W	2040 lm	23000 cd
928050300630	MASTERColour CDM-R Elite 35W/930 E27 PAR20 30D	88	91	61 lm/W	2040 lm	6500 cd
928108100630	MASTERColour CDM-R Elite 35W/930 E27 PAR30L 10D	88	91	69 lm/W	2000 lm	49000 cd
928108200630	MASTERColour CDM-R Elite 35W/930 E27 PAR30L 30D	88	91	69 lm/W	2000 lm	8000 cd

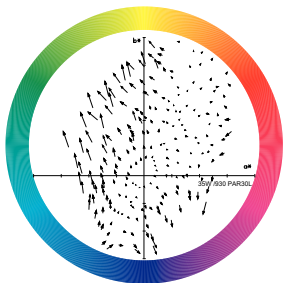
Order Code	Full Product Name	Colour Rendering Index	Colour Rendering Index	Luminous Efficacy (rated) (Nom)	Design Mean Lumens	Luminous Intensity (Nom)
		(Min)	(Nom)	(Nom)	(Nom)	(Nom)
	35W/930 E27 PAR30L 30D					
928109300630	MASTERColour CDM-R Elite 70W/930 E27 PAR30L 10D	89	92	70 lm/W	3800 lm	61000 cd
928109400630	MASTERColour CDM-R Elite 70W/930 E27 PAR30L 30D	89	92	70 lm/W	3800 lm	14000 cd
928109500630	MASTERColour CDM-R Elite 70W/930 E27 PAR30L 40D	89	92	70 lm/W	3800 lm	10300 cd

Mechanical and Housing

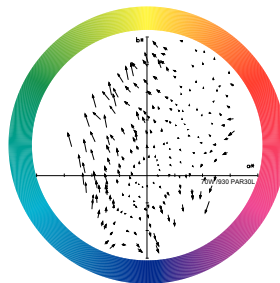
Order Code	Full Product Name	Bulb Shape
928050200630	MASTERColour CDM-R Elite 35W/930 E27 PAR20 10D	PAR20
928050300630	MASTERColour CDM-R Elite 35W/930 E27 PAR20 30D	PAR20
928108100630	MASTERColour CDM-R Elite 35W/930 E27 PAR30L 10D	PAR30L
928108200630	MASTERColour CDM-R Elite 35W/930 E27 PAR30L 30D	PAR30L

Order Code	Full Product Name	Bulb Shape
928109300630	MASTERColour CDM-R Elite 70W/930 E27 PAR30L 10D	PAR30L
928109400630	MASTERColour CDM-R Elite 70W/930 E27 PAR30L 30D	PAR30L
928109500630	MASTERColour CDM-R Elite 70W/930 E27 PAR30L 40D	PAR30L

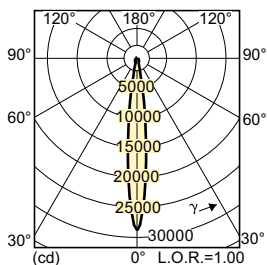
Colour Rendering Diagrams

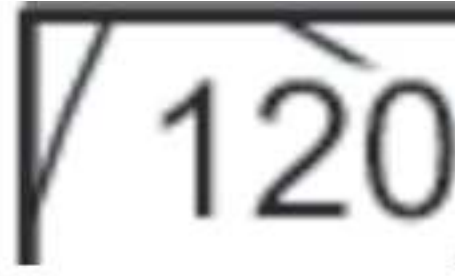
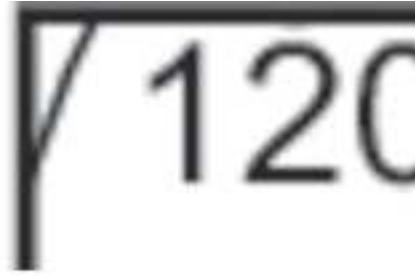


LDCR_CDM-R-E_35W_930_PAR30L-Colour rendering diagram

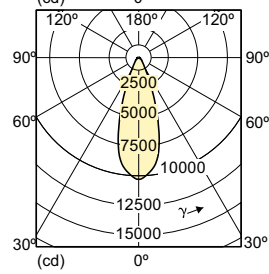
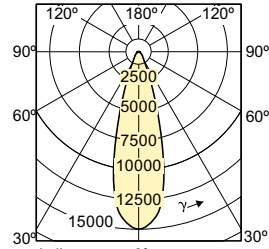
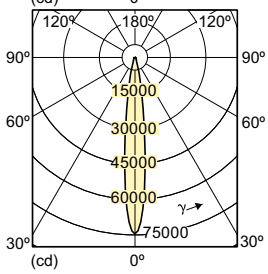
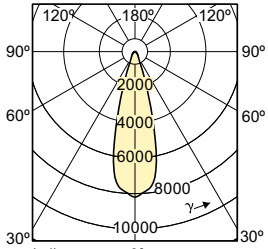


LDCR_CDM-R-E_70W_930_PAR30L-Colour rendering diagram

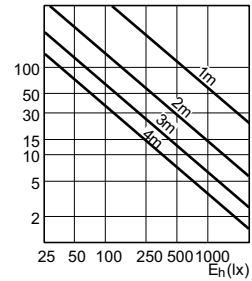
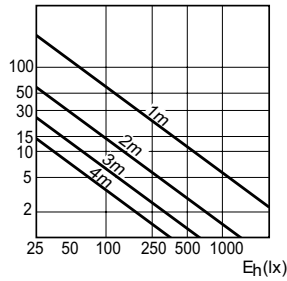




MASTERCoulour CDM-R Elite

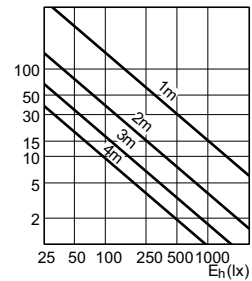
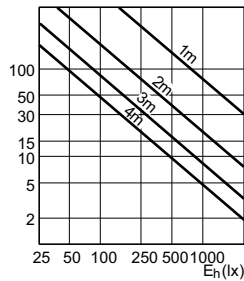
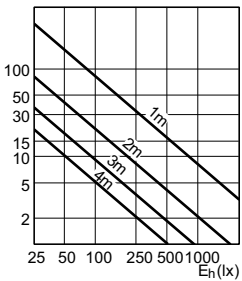


Accent Diagrams



LDAC_CDM-R-E_0016-Accent diagram

LDAC_CDM-R-E_0002-Accent diagram

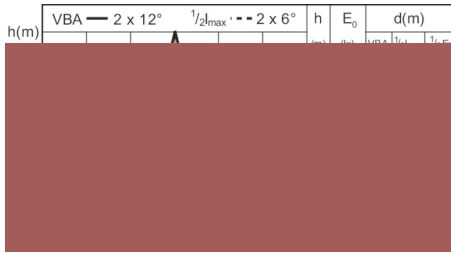


LDAC_CDM-R-E_0001-Accent diagram

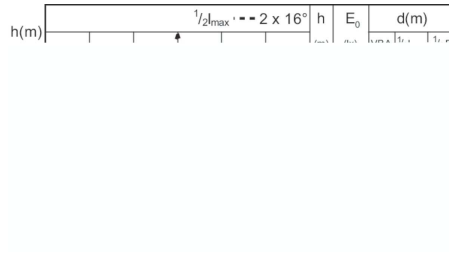


MASTERColour CDM-R Elite

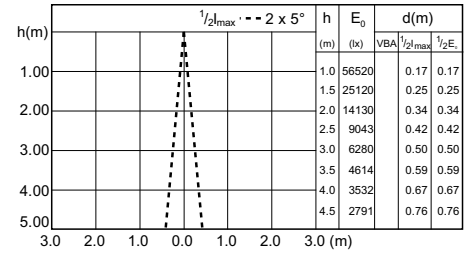
Beam Diagrams



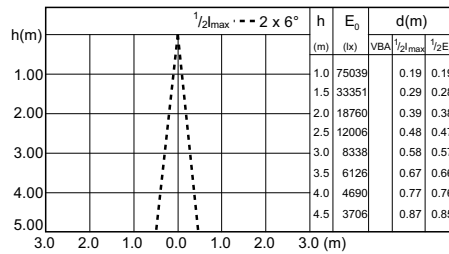
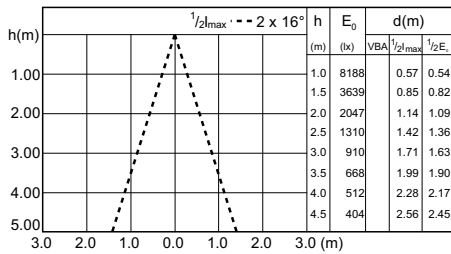
LDBE_CDM-R-E_0015-Beam diagram



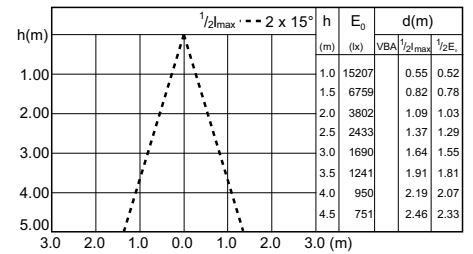
LDBE_CDM-R-E_0016-Beam diagram



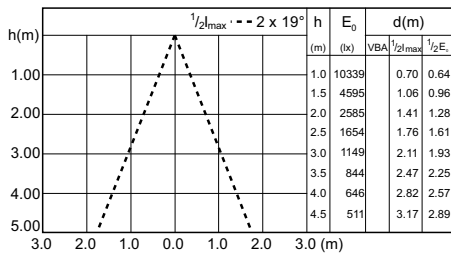
LDBE_CDM-R-E_0002-Beam diagram



LDBE_CDM-R-E_0003-Beam diagram



LDBE_CDM-R-E_0004-Beam diagram



LDBE_CDM-R-E_0005-Beam diagram

