



Direct retrofit with immediate energy savings for quartz metal halide

MASTERColour CDM MW Eco

Ceramic metal halide lamps with clear tubular or coated ellipsoid outer bulb, tailor-made to replace and outperform quartz metal halide lamps on existing gear.

Benefits

- Direct retrofit for various quartz metal halide lamps, operates on existing control gear (Mercury and HPS)
- Lowest total cost of ownership when relamping due to energy savings and long service life as a result of high lumen maintenance

Features

- Proven Philips ceramic technology (CDM) offering
- High efficacy for energy savings and more initial light
- Excellent lumen maintenance resulting in long service life
- Excellent color rendering, meeting EN1246-1

Application

- Sports lighting, floodlighting of buildings and monuments, area lighting e.g. harbors and building sites, canopy lighting e.g. petrol stations
- High-bay lighting e.g. industrial workshops, exhibition halls, hypermarkets, shopping malls, DIY stores, churches, airports and train stations

MASTERColour CDM MW Eco

Warnings and Safety

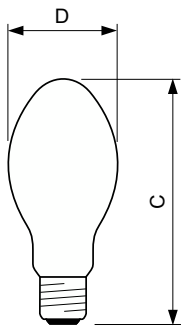
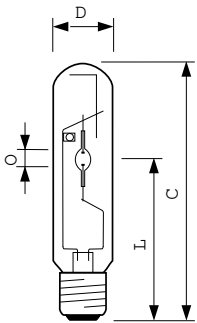
- For use with control gear designed for high pressure mercury or high-pressure sodium lamps with external ignitor
- A lamp breaking is extremely unlikely to have an impact on your health. If a lamp breaks, ventilate the room for 30 minutes and remove the parts, preferably with gloves. Put them in a sealed plastic bag and take it to your local waste facilities for recycling. Do not use a vacuum cleaner.
- Warm restart time can be up to 15 minutes; T15 ignitors therefore advised.

Versions



Mastercolor CDM-EP MW eco
360W/840 E40

Dimensional drawing

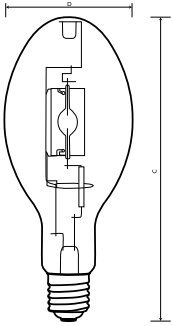


Product	D	O	L	C (max)
MASTERColour CDM-T MW eco 230W/842 E40	47 mm	12.4 mm	157 mm	257 mm
MASTERColour CDM-T MW eco 360W/842 E40	47 mm	11.9 mm	161 mm	257 mm

Product	D (max)	C (max)
MASTERColour CDM-E MW eco 230W/842 E40	91 mm	226 mm
MASTERColour CDM-E MW eco 360W/842 E40	91 mm	226 mm

MASTERColour CDM MW Eco

Dimensional drawing



Product	D (max)	C (max)
MSTColour CDM-EP MW eco 360W/840 E40 CL	121 mm	290 mm

General Information	
Cap-Base	E40
Light Technical	
Color Designation	Cool White (CW)
Mechanical and Housing	
Bulb Material	Hard Glass

General Information

Order Code	Full Product Name	Operating Position
928070219830	MASTERColour CDM-E MW eco 360W/842 E40	UNIVERSAL
928070419830	MASTERColour CDM-E MW eco 230W/842 E40	UNIVERSAL
928070119230	MASTERColour CDM-T MW eco 230W/842 E40	UNIVERSAL

Order Code	Full Product Name	Operating Position
928070319230	MASTERColour CDM-T MW eco 360W/842 E40	P45
928495409891	MSTColour CDM-EP MW eco 360W/840 E40 CL	UNIVERSAL

Light Technical

Order Code	Full Product Name	Chromaticity Coordinate X (Nom)	Chromaticity Coordinate Y (Nom)	Correlated Color Temperature (Nom)	Color rendering index (CRI)	Luminous Efficacy (Rated) (Min)	Luminous Efficacy (rated) (Nom)	Luminous Flux
928070219830	MASTERColour CDM-E MW eco 360W/842 E40	0.371	0.366	4200 K	88	-	90 lm/W	32,400 lm
928070419830	MASTERColour CDM-E MW eco 230W/842 E40	0.371	0.366	4200 K	89	-	90 lm/W	20,500 lm
928070119230	MASTERColour CDM-T MW eco 230W/842 E40	0.371	0.366	4200 K	88	-	94 lm/W	21,400 lm
928070319230	MASTERColour CDM-T MW eco 360W/842 E40	0.371	0.366	4200 K	88	-	98.06 lm/W	35,400 lm
928495409891	MSTColour CDM-EP MW eco 360W/840 E40 CL	386	395	4000 K	90	83 lm/W	93 lm/W	-

Operating and Electrical

Order Code	Full Product Name	Voltage (Nom)	Power Consumption
928070219830	MASTERColour CDM-E MW eco 360W/842 E40	118 V	360.0 W

Order Code	Full Product Name	Voltage (Nom)	Power Consumption
928070419830	MASTERColour CDM-E MW eco 230W/842 E40	117 V	228.5 W

MASTERColour CDM MW Eco

Order Code	Full Product Name	Voltage (Nom)	Power Consumption
928070119230	MASTERColour CDM-T MW eco 230W/842 E40	127 V	227.0 W
928070319230	MASTERColour CDM-T MW eco 360W/842 E40	123 V	361.0 W

Order Code	Full Product Name	Voltage (Nom)	Power Consumption
928495409891	MSTColour CDM-EP MW eco 360W/840 E40 CL	118 V	356 W

Controls and Dimming

Order Code	Full Product Name	Dimmable
928070219830	MASTERColour CDM-E MW eco 360W/842 E40	No
928070419830	MASTERColour CDM-E MW eco 230W/842 E40	No
928070119230	MASTERColour CDM-T MW eco 230W/842 E40	No

Order Code	Full Product Name	Dimmable
928070319230	MASTERColour CDM-T MW eco 360W/842 E40	No
928495409891	MSTColour CDM-EP MW eco 360W/840 E40 CL	-

Mechanical and Housing

Order Code	Full Product Name	Bulb Finish	Bulb Shape
928070219830	MASTERColour CDM-E MW eco 360W/842 E40	Coated glass	B90
928070419830	MASTERColour CDM-E MW eco 230W/842 E40	Coated glass	B90
928070119230	MASTERColour CDM-T MW eco 230W/842 E40	Clear	T46

Order Code	Full Product Name	Bulb Finish	Bulb Shape
928070319230	MASTERColour CDM-T MW eco 360W/842 E40	Clear	T46
928495409891	MSTColour CDM-EP MW eco 360W/840 E40 CL	Clear	BD120

Approval and Application

Order Code	Full Product Name	Energy Consumption kWh/1000 h	Mercury (Hg) Content (Max)	Mercury (Hg) Content (Nom)
928070219830	MASTERColour CDM-E MW eco 360W/842 E40	360 kWh	48 mg	48.0 mg
928070419830	MASTERColour CDM-E MW eco 230W/842 E40	229 kWh	32 mg	32.0 mg
928070119230	MASTERColour CDM-T MW eco 230W/842 E40	227 kWh	32 mg	32.0 mg
928070319230	MASTERColour CDM-T MW eco 360W/842 E40	361 kWh	48 mg	48.0 mg
928495409891	MSTColour CDM-EP MW eco 360W/840 E40 CL	392 kWh	-	44.6 mg

