



TBS165 – affordable and efficient

TBS165

Designed to address the need for energy-efficient basic lighting, the TBS165 luminaire makes it possible to save energy by replacing outdated electromagnetic installations with Philips TL5 technology. Featuring innovative dedicated TL5 optics, a choice of ballasts, sensors (presence detection, daylight regulation) and emergency lighting, the TBS165 range can be used for general lighting in a wide variety of applications, including offices, corridors, schools and shops (supermarkets, DIY). Combining high-frequency gear, sensors and MASTER TL5 lamps, it allows substantial energy savings. The low-height recessed luminaire fits in exposed ceilings. Conveniently, it does not have to be opened, as it has pre-installed lamps and can be connected from the outside.

Benefits

- Substantial energy savings compared to TL-D solutions with electromagnetic ballasts
- TL5 luminaire with dedicated TL5 optics; highly innovative compared to TL-D
- Easy to install luminaires in low-height ceilings as it measures only 51 mm in height

Features

- Dedicated TL5 luminaire
- High-gloss as well as matt optics
- Compliant with office lighting norm

Application

- Offices
- Schools
- Shops (supermarkets, DIY stores)


Specifications

Type	TBS165 (module size: 600 mm)	Ceiling grid	Module size in length: 600 x 600 mm
	TBS166 (module size: 625 mm)		Module size in length: 625 x 625 mm



	Exposed T-bar ceiling
Light source	Fluorescent:
	- 3 or 4 x MASTER TL5 / G5 / 14 W
	- 2 x MASTER TL5 / G5 / 28 W
Lamp included	Yes (lamp color 830 or 840)
Gear	Electronic, 220-240 V / 50-60 Hz:
	- Performer (HFP)
	- Regulator, 1-10 V (HFR-E)
	- Regulator, DALI (HFD)
	- High Frequency (HF)
Optic	High-gloss aluminum louver with high-gloss 3D lamellas (C6)
	High-gloss aluminum louver with matt cross lamellas (C3)
	Matt aluminum louver with matt cross lamellas (M2)

Connection (outside housing)	Push-in connection with pull relief (PIP)
Options	Emergency lighting (integrated):
	- 1 hour (EL1)
	- 3 hours (EL3)
	Lighting controls:
	- Actilume multi controller (ACL)
	- In HFD versions DALI based
	- In HFR versions 1-10 V based
	Luxsense (LX)
Material	Safety cable (SC)
	Housing: pre-painted steel, RAL9016 based
Installation	Exposed t-bar ceilings (lay-in)




Versions



TBS165 recessed luminaire with matt optic with ribbed cross-louvers (M2)




TBS165 recessed luminaire with OLC high-gloss aluminum optics with 3D lamellae (C6)




TBS165 recessed luminaire with matt optic with ribbed cross-louvers (M2)

TBS165

Versions

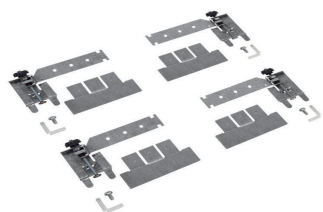


TBS165 recessed luminaire with high-gloss high-quality aluminum optic faceted with matt aluminum lamellae (C3)



TBS165 recessed luminaire with OLC high-gloss aluminum optics with 3D lamellae (C6)

Accessories



Brackets for concealed ceilings

Ordercode 49307799

Approval and Application

Mech. impact protection code	IK02
Ingress protection code	IP20

Operating and Electrical

Input Voltage	220 to 240 V
---------------	--------------

General Information

CE mark	CE mark
Protection class IEC	Safety class I (I)
Flammability mark	F
Glow-wire test	850/5
Kombipack	Lamp(s) included
Lamp family code	TL5

General Information (1/2)

Order Code	Full Product Name	Country version	Gear	Lamp power	Number of light sources
88800900	TBS165 G 4xTL5-14W/840 HFS M2 PIP SC	NO	HFS	14 W	4
88803000	TBS165 G 4xTL5-14W/830 HFS M2 PIP SC	NO	HFS	14 W	4
88801600	TBS165 G 4xTL5-14W/840 HFS C3 PIP SC	NO	HFS	14 W	4
88804700	TBS165 G 4xTL5-14W/830 HFS C3 PIP SC	NO	HFS	14 W	4
89419200	TBS165 G 4xTL5-14W/840 HF C3 PIP SC FR	FR	HFP	14 W	4
06623200	TBS165 G 4xTL5-14W/840 HF C3 PIP	NO	HF	14 W	4
88802300	TBS165 G 4xTL5-14W/840 HFS C6 PIP SC	NO	HFS	14 W	4
88805400	TBS165 G 4xTL5-14W/830 HFS C6 PIP SC	NO	HFS	14 W	4
89420800	TBS165 G 4xTL5-14W/840 HF C6 PIP SC FR	FR	HFS	14 W	4
06624900	TBS165 G 4xTL5-14W/840 HF C6 PIP	NO	HF	14 W	4
88808500	TBS165 G 3xTL5-14W/840 HFS C6 PIP SC	NO	HFS	14 W	3
88811500	TBS165 G 3xTL5-14W/830 HFS C6 PIP SC	NO	HFS	14 W	3
06622500	TBS165 G 3xTL5-14W/840 HF C6 PIP	NO	HF	14 W	3
88809200	TBS165 G 3xTL5-14W/830 HFS M2 PIP SC	NO	HFS	14 W	3
88812200	TBS165 G 2xTL5-28W/840 HFS M2 PIP SC	NO	HFS	28 W	2
88813900	TBS165 G 2xTL5-28W/840 HFS C3 PIP SC	NO	HFS	28 W	2
88814600	TBS165 G 2xTL5-28W/840 HFS C6 PIP SC	NO	HFS	28 W	2
88817700	TBS165 G 2xTL5-28W/830 HFS C6 PIP SC	NO	HFS	28 W	2

General Information (2/2)

TBS165

Order Code	Full Product Name	Optic type
88800900	TBS165 G 4xTL5-14W/840 HFS M2 PIP SC	M2
88803000	TBS165 G 4xTL5-14W/830 HFS M2 PIP SC	M2
88801600	TBS165 G 4xTL5-14W/840 HFS C3 PIP SC	C3
88804700	TBS165 G 4xTL5-14W/830 HFS C3 PIP SC	C3
89419200	TBS165 G 4xTL5-14W/840 HF C3 PIP SC FR	C3
06623200	TBS165 G 4xTL5-14W/840 HF C3 PIP	C3
88802300	TBS165 G 4xTL5-14W/840 HFS C6 PIP SC	C6
88805400	TBS165 G 4xTL5-14W/830 HFS C6 PIP SC	C6
89420800	TBS165 G 4xTL5-14W/840 HF C6 PIP SC FR	C6

Order Code	Full Product Name	Optic type
06624900	TBS165 G 4xTL5-14W/840 HF C6 PIP	C6
88808500	TBS165 G 3xTL5-14W/840 HFS C6 PIP SC	C6
88811500	TBS165 G 3xTL5-14W/830 HFS C6 PIP SC	C6
06622500	TBS165 G 3xTL5-14W/840 HF C6 PIP	C6
88809200	TBS165 G 3xTL5-14W/830 HFS M2 PIP SC	M2
88812200	TBS165 G 2xTL5-28W/840 HFS M2 PIP SC	M2
88813900	TBS165 G 2xTL5-28W/840 HFS C3 PIP SC	C3
88814600	TBS165 G 2xTL5-28W/840 HFS C6 PIP SC	C6
88817700	TBS165 G 2xTL5-28W/830 HFS C6 PIP SC	C6

