



# TBS165 – Just LIGHT

## TBS165 A

Designed to meet the need for energy-efficient lighting, the TBS165 luminaire incorporates Philips TL5 technology, which means it saves on energy and is ideal for replacing outdated facilities. With its innovative design and dedicated optics, the TBS165 range can be applied as general lighting in a wide variety of applications including offices, corridors, schools, and shops (supermarkets, DIY). Used in combination with electronic ballasts and Philips TL5 lamps, it provides substantial energy savings. The low-height luminaire is ideal when the distance between the ceiling and the slab is limited. For greater convenience, the luminaire does not have to be opened because it has pre-installed lamps and can be connected from the outside.

### Benefits

- Substantial energy savings compared with TL-D solutions and electromagnetic ballasts
- Luminaire with dedicated optic - highly innovative in relation to the TL-D system
- Easy installation and maintenance - pre-mounted luminaire

### Features

- High-gloss aluminum reflectors
- C6 optics – omni-directional with glare control
- Perfect light distribution that enhances your project

### Application

- Offices
- Buildings
- Schools
- Universities
- Libraries
- Shops
- Hospitals




### Specifications

## TBS165 A

<b>Type</b>	TBS165
<b>Light source</b>	2 x 25 W / 2 x 28 W / 2 x 50 W / 2 x 54 W TL5
<b>Mains voltage</b>	Electronic 220 V / 60-50 Hz: (EB)
<b>Materials and finishing</b>	Body: phosphated steel of 0.5 mm thickness in white color High-purity aluminum optics High-gloss aluminum wings

<b>Installation</b>	Surface-mounted TBS165: for "T" profile or plaster ceilings A tilting system pulls the optical system aside to provide access to the lamps In the recessed version access to the ballast is via the luminaire, whereas in the surface-mounted version the optical system is removed and the ballast is on the side
---------------------	--

### Versions



#### General Information

<b>Lamp family code</b>	TL5
<b>Optic type</b>	High-gloss optic double parabolic closed

### General Information

Order Code	Full Product Name	Gear	Lamp power	Number of light sources
919106031921	TBS165 2XTL5-25W/840 EB C6	EB	25 W	2 pcs
919106031931	TBS165 2XTL5-28W/840 EB C6	EB	28 W	2 pcs
919106031941	TBS165 2XTL5-50W/840 EB C6	EB	50 W	2 pcs
919106031949	TBS165 2XTL5-50W/840 HFD C6	HFD	50 W	2 pcs
919106031951	TBS165 2XTL5-54W/840 EB C6	EB	54 W	2 pcs
919106032859	TBS165 2XTL5-25W/840 HFD C6	HFD	25 W	2 pcs

Order Code	Full Product Name	Gear	Lamp power	Number of light sources
919106031961	TBS165 3XTL5-13W/840 EB C6	EB	13 W	3 pcs
919106031969	TBS165 3XTL5-13W/840 HFD C6	HFD	13 W	3 pcs
919106031971	TBS165 3XTL5-14W/840 EB C6	EB	14 W	3 pcs
919106031981	TBS165 4XTL5-13W/840 EB C6	EB	13 W	4 pcs
919106031991	TBS165 4XTL5-14W/840 EB C6	EB	14 W	4 pcs
919106032851	TBS165 4XTL5-13W/840 HFD C6	HFD	13 W	4 pcs

