



Small and powerful energy saver gives high quality light, with compact design

GENIE

Functional non-covered Energy saving lamp, with money saving high quality light and compact design. This lamp is small enough to fit neatly wherever you need extra bright light at home, enables easy replacement of most incandescent lamp all the way.

Benefits

- Compact energy saving lamp enables fitting neatly wherever extra brightness is needed
- Save your money with long life-time and high energy efficiency compare to incandescent lamp
- Flicker-free start & Fast run up

Features

- Long-Life and Energy saving alternative to Incandescent lamps
- Fast run-up
- Recommended ambient temperature range to ensure almost constant light output (>90%): between 0 and +50° C

Application

- Designed for incandescent lamp replacement in consumer applications where the lamp is not directly visible, especially suitable for indoor applications in functional areas.
- Enclosed fixtures required for outdoor applications
- Not suitable for use with dimmers or electronic gear

Warnings and Safety

- Breaking a lamp is extremely unlikely to have any impact on your health. If a lamp breaks, ventilate the room for 30 minutes and remove the parts, preferably with gloves. Put them in a closed plastic bag and take it to your local waste facilities for recycling. Do not use a vacuum cleaner.
- Compact fluorescent lamps have to be treated as special waste, they must be taken to your local waste facilities for recycling. The European Lighting Industry has set up an infrastructure, capable of recycling mercury, other metals, glass etc.

Versions



8W E27 Erp NG



11W E27 Erp NG



14W E27 Erp NG



18W E27 Erp NG



23W E27 Erp NG



8W E14 Erp NG

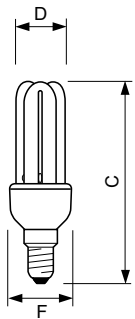


11W E14 Erp NG



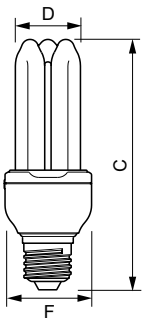
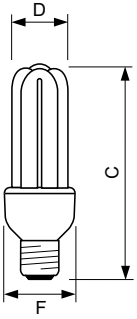
11W, E27, SML/HPF

Dimensional drawing



Product
GENIE 11W WW E14 220-240V 1PF/6
GENIE 8W WW E14 220-240V 1PF/6
GENIE 11W CDL E14 220-240V 1PF/6

Dimensional drawing



Product
Genie 23W CDL E27 220-240V 1PF/6
Genie 23W WW E27 220-240V 1PF/6
GENIE 18W CDL E27 220-240V 1PF/6
GENIE 18W WW E27 220-240V 1PF/6

Product
Genie 23W CDL E27 220-240V 1PF/6
Genie 23W WW E27 220-240V 1PF/6
GENIE 18W CDL E27 220-240V 1PF/6
GENIE 18W WW E27 220-240V 1PF/6

Product	D (max)	C (max)	F (max)
GENIE 14W CDL E27 220-240V 1PF/6	35.0 mm	127 mm	44.5 mm
GENIE 14W WW E27 220-240V 1PF/6	35.0 mm	127 mm	44.5 mm
GENIE 11W CDL E27 220-240V 1PF/6	35.0 mm	115 mm	44.5 mm
GENIE 11W WW E27 220-240V 1PF/6	35.0 mm	115 mm	44.5 mm
GENIE 8W CDL E27 220-240V 1PF/6	36 mm	108 mm	44.5 mm

Product	D (max)	C (max)	F (max)
GENIE 8W WW E27 220-240V 1PF/6	35.0 mm	108 mm	44.5 mm
GENIE 11W CDL E27 220-240V 1CT/4X12	35.0 mm	117.0 mm	44.4 mm
GENIE 11W WW E27 220-240V 1CT/4X12	35.0 mm	117.0 mm	44.4 mm

Approval and Application

Energy Efficiency Label (EEL)	A
Controls and Dimming	
Dimmable	No
Operating and Electrical	
Input Frequency	50 or 60 Hz
Voltage (Nom)	220-240 V
Starting Time (Nom)	0.3 s
Warm Up Time To 60% Light (Min)	5 s
Light Technical	
Llmf At End Of Nominal Lifetime (Nom)	65 %
Mechanical and Housing	
Bulb Shape	Stick

Approval and Application

Order Code	Full Product Name	Energy Consumption kWh/1000 h	Mercury (Hg) Content (Max)	Mercury (Hg) Content (Nom)
929689243101	GENIE 8W WW E27 220-240V 1PF/6	8 kWh	2 mg	1.5 mg
929689243201	GENIE 8W CDL E27 220-240V 1PF/6	8 kWh	2 mg	1.5 mg
929689243301	GENIE 11W WW E27 220-240V 1PF/6	11 kWh	2 mg	1.5 mg
929689243401	GENIE 11W CDL E27 220-240V 1PF/6	11 kWh	2 mg	1.5 mg
929689243501	GENIE 14W WW E27 220-240V 1PF/6	14 kWh	2 mg	1.5 mg
929689243601	GENIE 14W CDL E27 220-240V 1PF/6	14 kWh	2 mg	1.5 mg
929689243701	GENIE 18W WW E27 220-240V 1PF/6	18 kWh	2 mg	1.5 mg
929689243801	GENIE 18W CDL E27 220-240V 1PF/6	18 kWh	2 mg	1.5 mg
929689243901	Genie 23W WW E27 220-240V 1PF/6	23 kWh	2 mg	1.5 mg
929689244001	Genie 23W CDL E27 220-240V 1PF/6	23 kWh	2 mg	1.5 mg
929689245101	GENIE 8W WW E14 220-240V 1PF/6	8 kWh	2 mg	1.5 mg
929689245301	GENIE 11W WW E14 220-240V 1PF/6	11 kWh	2 mg	1.5 mg
929689245401	GENIE 11W CDL E14 220-240V 1PF/6	11 kWh	2 mg	1.5 mg
929689616517	GENIE 11W WW E27 220-240V 1CT/ 4X12	11 kWh	-	-
929689616617	GENIE 11W CDL E27 220-240V 1CT/ 4X12	11 kWh	-	-

Operating and Electrical

Order Code	Full Product Name	Lamp Current (Nom)	Power (Rated) (Nom)	Warm Up Time To 60% Light (Max)
929689243101	GENIE 8W WW E27 220-240V 1PF/6	60 mA	8 W	40 s
929689243201	GENIE 8W CDL E27 220-240V 1PF/6	60 mA	8 W	40 s
929689243301	GENIE 11W WW E27 220-240V 1PF/6	80 mA	11 W	40 s
929689243401	GENIE 11W CDL E27 220-240V 1PF/6	80 mA	11 W	40 s
929689243501	GENIE 14W WW E27 220-240V 1PF/6	100 mA	14 W	40 s
929689243601	GENIE 14W CDL E27 220-240V 1PF/6	100 mA	14 W	40 s
929689243701	GENIE 18W WW E27 220-240V 1PF/6	130 mA	18 W	40 s
929689243801	GENIE 18W CDL E27 220-240V 1PF/6	130 mA	18 W	40 s

Order Code	Full Product Name	Lamp Current (Nom)	Power (Rated) (Nom)	Warm Up Time To 60% Light (Max)
929689243901	Genie 23W WW E27 220-240V 1PF/6	165 mA	23 W	40 s
929689244001	Genie 23W CDL E27 220-240V 1PF/6	165 mA	23 W	40 s
929689245101	GENIE 8W WW E14 220-240V 1PF/6	60 mA	8 W	40 s
929689245301	GENIE 11W WW E14 220-240V 1PF/6	80 mA	11 W	40 s
929689245401	GENIE 11W CDL E14 220-240V 1PF/6	80 mA	11 W	40 s
929689616517	GENIE 11W WW E27 220-240V 1CT/4X12	80 mA	11 W	60 s
929689616617	GENIE 11W CDL E27 220-240V 1CT/4X12	80 mA	11 W	60 s

General Information

Order Code	Full Product Name	Cap-Base	Nominal	Rated	Switching Cycle
			Lifetime (Nom)	Lifetime (Hours)	
929689243101	GENIE 8W WW E27 220-240V 1PF/6	E27	10000 h	10000 h	10000X
929689243201	GENIE 8W CDL E27 220-240V 1PF/6	E27	10000 h	10000 h	10000X
929689243301	GENIE 11W WW E27 220-240V 1PF/6	E27	10000 h	10000 h	10000X
929689243401	GENIE 11W CDL E27 220-240V 1PF/6	E27	10000 h	10000 h	10000X
929689243501	GENIE 14W WW E27 220-240V 1PF/6	E27	10000 h	10000 h	10000X
929689243601	GENIE 14W CDL E27 220-240V 1PF/6	E27	10000 h	10000 h	10000X
929689243701	GENIE 18W WW E27 220-240V 1PF/6	E27	10000 h	10000 h	10000X
929689243801	GENIE 18W CDL E27 220-240V 1PF/6	E27	10000 h	10000 h	10000X

Order Code	Full Product Name	Cap-Base	Nominal	Rated	Switching Cycle
			Lifetime (Nom)	Lifetime (Hours)	
929689243901	Genie 23W WW E27 220-240V 1PF/6	E27	10000 h	10000 h	10000X
929689244001	Genie 23W CDL E27 220-240V 1PF/6	E27	10000 h	10000 h	10000X
929689245101	GENIE 8W WW E14 220-240V 1PF/6	E14	10000 h	10000 h	10000X
929689245301	GENIE 11W WW E14 220-240V 1PF/6	E14	10000 h	10000 h	10000X
929689245401	GENIE 11W CDL E14 220-240V 1PF/6	E14	10000 h	10000 h	10000X
929689616517	GENIE 11W WW E27 220-240V 1CT/4X12	E27	8000 h	8000 h	5000X
929689616617	GENIE 11W CDL E27 220-240V 1CT/4X12	E27	8000 h	8000 h	5000X

Light Technical (1/2)

Order Code	Full Product Name	Chromaticity		Color	
		Coordinate X (Nom)	Coordinate Y (Nom)	Code	Designation
929689243101	GENIE 8W WW E27 220-240V 1PF/6	463	420	827	Warm White (WW)
929689243201	GENIE 8W CDL E27 220-240V 1PF/6	313	337	865	Cool Daylight
929689243301	GENIE 11W WW E27 220-240V 1PF/6	463	420	827	Warm White (WW)
929689243401	GENIE 11W CDL E27 220-240V 1PF/6	313	337	865	Cool Daylight
929689243501	GENIE 14W WW E27 220-240V 1PF/6	463	420	827	Warm White (WW)
929689243601	GENIE 14W CDL E27 220-240V 1PF/6	313	337	865	Cool Daylight
929689243701	GENIE 18W WW E27 220-240V 1PF/6	463	420	827	Warm White (WW)
929689243801	GENIE 18W CDL E27 220-240V 1PF/6	313	337	865	Cool Daylight

Order Code	Full Product Name	Chromaticity		Color	
		Coordinate X (Nom)	Coordinate Y (Nom)	Code	Designation
929689243901	Genie 23W WW E27 220-240V 1PF/6	463	420	827	Warm White (WW)
929689244001	Genie 23W CDL E27 220-240V 1PF/6	313	337	865	Cool Daylight
929689245101	GENIE 8W WW E14 220-240V 1PF/6	463	420	827	Warm White (WW)
929689245301	GENIE 11W WW E14 220-240V 1PF/6	463	420	827	Warm White (WW)
929689245401	GENIE 11W CDL E14 220-240V 1PF/6	313	337	865	Cool Daylight
929689616517	GENIE 11W WW E27 220-240V 1CT/4X12	463	420	827	Warm White (WW)
929689616617	GENIE 11W CDL E27 220-240V 1CT/4X12	313	337	865	Cool Daylight

Light Technical (2/2)

Order Code	Full Product Name	Correlated Color Temperature (Nom)	Color Rendering Index (Nom)	Lumen Maintenance 2000 h (Nom)	Lumen Maintenance 5000 h (Nom)	Luminous Efficacy (rated) (Nom)	Luminous Flux Lamp @ 120V	Luminous Flux (Nom)	Luminous Flux (Rated) (Nom)
929689243101	GENIE 8W WW E27 220-240V 1PF/6	2700 K	80	88 %	-	53 lm/W	-	425 lm	425 lm
929689243201	GENIE 8W CDL E27 220-240V 1PF/6	6500 K	80	88 %	-	50 lm/W	-	400 lm	400 lm
929689243301	GENIE 11W WW E27 220-240V 1PF/6	2700 K	80	88 %	-	55 lm/W	-	600 lm	600 lm
929689243401	GENIE 11W CDL E27 220-240V 1PF/6	6500 K	80	88 %	-	52 lm/W	-	580 lm	580 lm
929689243501	GENIE 14W WW E27 220-240V 1PF/6	2700 K	80	88 %	-	58 lm/W	-	810 lm	810 lm
929689243601	GENIE 14W CDL E27 220-240V 1PF/6	6500 K	80	88 %	-	54 lm/W	-	760 lm	760 lm
929689243701	GENIE 18W WW E27 220-240V 1PF/6	2700 K	80	88 %	-	61 lm/W	-	1100 lm	1100 lm
929689243801	GENIE 18W CDL E27 220-240V 1PF/6	6500 K	80	88 %	70 %	-	1040 lm	-	-
929689243901	Genie 23W WW E27 220-240V 1PF/6	2700 K	80	88 %	-	62 lm/W	-	1450 lm	1450 lm
929689244001	Genie 23W CDL E27 220-240V 1PF/6	6500 K	80	88 %	-	60 lm/W	-	1370 lm	1370 lm
929689245101	GENIE 8W WW E14 220-240V 1PF/6	2700 K	80	88 %	-	53 lm/W	-	425 lm	425 lm
929689245301	GENIE 11W WW E14 220-240V 1PF/6	2700 K	80	88 %	-	55 lm/W	-	600 lm	600 lm
929689245401	GENIE 11W CDL E14 220-240V 1PF/6	6500 K	80	88 %	-	52 lm/W	-	580 lm	580 lm
929689616517	GENIE 11W WW E27 220-240V 1CT/4X12	2700 K	82	85 %	75 %	55 lm/W	-	600 lm	600 lm
929689616617	GENIE 11W CDL E27 220-240V 1CT/4X12	6500 K	80	85 %	75 %	52 lm/W	-	570 lm	570 lm

