



Philips Lumiblade OLED Panel Brite FL300ww Truly functional OLED light

Lumiblade OLED Panel Brite FL300

With the Lumiblade OLED Panel Brite FL300ww Philips is extending OLED lighting further into functional lighting applications. Featuring the most advanced OLED technologies like Thin Film Encapsulation and improved thermal management, this new 12 cm by 12 cm OLED is in a league of its own. With a luminous flux of up to 300 lumen, the FL300 is among the brightest OLED panels commercially available worldwide

Benefits

- Flatness of OLED lighting panels enables new designs and therefore differentiation in the market
- Diffuse light creates a soft, shadow-free ambience with high quality of light
- Continuous spectrum, resulting in incandescent-like lighting

Features


- Luminous flux: up to 300 lm
- Luminous efficacy: up to 50 lm/W
- Lifetime: up to 50,000 hours
- Thin Film Encapsulation for ultimate reliability
- Integrated intelligence for easy and correct driver recognition
- Available at three different integration levels

Lumiblade OLED Panel Brite FL300

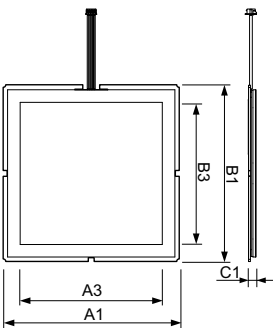
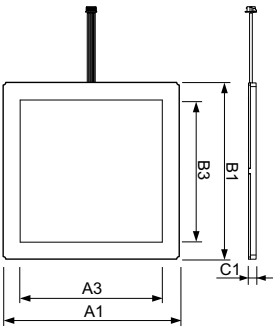
Application

- Every OLED light application that is commercially viable and easy to implement
- Special light applications for interior spaces that require beautiful and high-performance OLED lighting
- Decorative lighting installations and table luminaires
- Integration in furniture and decorative high-end home applications

Versions



Dimensional drawing

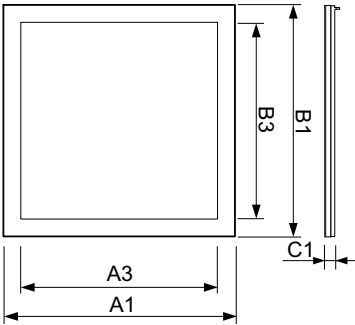


Product	C1	A1	A3	B1	B3
OLED Panel Brite FL300	2.9 mm	127.0 mm	102.0 mm	127.0 mm	102.0 mm
ww B1 PCAL					

Product	C1	A1	A3	B1	B3
OLED Panel Brite FL300 ww	2.1 mm	127.0 mm	102.4 mm	127.0 mm	102.4 mm
A0					

Lumiblade OLED Panel Brite FL300

Dimensional drawing



Product	C1	A1	A3	B1	B3
OLED Panel brite FL300 ww	1.9 mm	120.5 mm	102.4 mm	120.5 mm	102.4 mm
N					

