



LuxSpace Accent – the best energy- efficient range for retail applications

LuxSpace Accent

Retailers are increasingly having to contend with rising energy prices. At the same time, they need to retain the quality of light they are used to, flexibility in architectural integration, and the right light effects to catch the customer's eye. Last but not least, they need future-proof solutions that will enable them to implement differentiating concepts in their store. Delivering high-quality light, punch in the beam and outstanding luminous efficacy, LuxSpace Accent is the ideal energy-efficient solution for today's demanding retail environments, covering a wide variety of lighting applications, including CrispWhite for fashion stores and Food recipes for supermarkets.

Benefits

- Attract shoppers with high-quality light
- Luminaire design blends discreetly into the store
- Good energy performance, matching CDM Elite while offering much longer lifetime and payback of the Total Cost of Ownership within three years

Features

- Efficacy of up to 110 lm/W, thanks to very Hi-LOR reflectors (90%)
- Lumen packages from 1200 to 4900 lm to match equivalent CDM 20/35/50/70 W MASTERColour Elite
- Choice of colour temperatures: 2700, 3000 and 4000 K
- Colour rendering index 80, 90 and 95
- Narrow, medium, wide, very wide and oval beams available
- Passive cooling in all versions of the range
- Dimmable versions
- Through-wiring and emergency lighting options

Application

- Retail: fashion and food stores

Versions



IPPR RS730Bi 0089

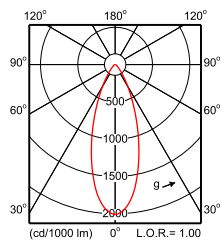
Dimensional drawing



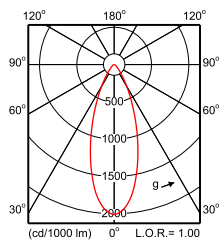
Product details



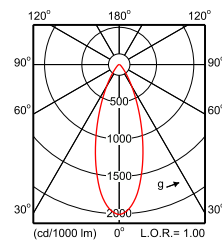
Polar Wide Diagrams



IFPS_RS730B 1xLED12S/830 WB-Polar Normal
(separate)



IFPS_RS730B 1xLED12S/840 WB-Polar Normal
(separate)



IFPS_RS730B 1xLED12S/930 WB-Polar Normal
(separate)

