



# Accent with higher performance LED retrofits

## MR16/GU10/PAR16

Philips MR16 Dimmable LED Lamps provide ambient level light to illuminate hard to maintain applications. Increased transformer compatibility allows for operation on a wider range of transformers. Available in dimmable and non-dimmable versions, these lamps are ideal for track and open recessed fixtures in retail, hospitality and residential spaces.

### Benefits

- Long life properties-- lowers maintenance costs by reducing re-lamp frequency
- Will not fade colors, avoids inventory spoilage
- Contains no mercury
- Emits virtually no UV/IR light in the beam
- 3-year or 5-year limited warranty depending upon operating hours

### Features

- Available in dimmable\* and non-dimmable versions
- Provides quality white light and a crisp, uniform beam
- 7W and 7W HO MRX16s are suitable for use in many enclosed fixtures
- 40,000-hour rated average life<sup>+</sup> for 7W MRX16
- Instant-on light
- <sup>+</sup>Dimmable when using leading edge dimmers (see Philips Website: [www.philips.com/ledtechguide](http://www.philips.com/ledtechguide) for compatible leading edge dimmers.)
- <sup>+</sup>Rated average life based on engineering testing and probability analysis.

### Application

- Ideal for accent and ambient lighting in retail and hospitality spaces.

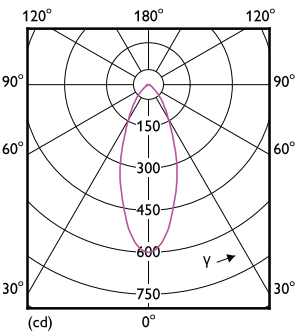
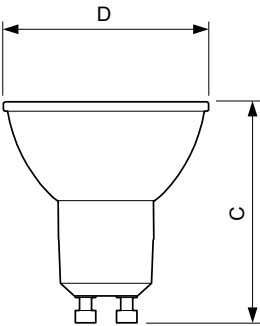
MR16/GU10/PAR16

Versions



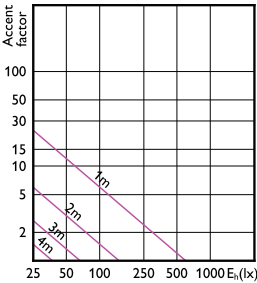
LEDspot 50W GU10 830 35D

Dimensional drawing



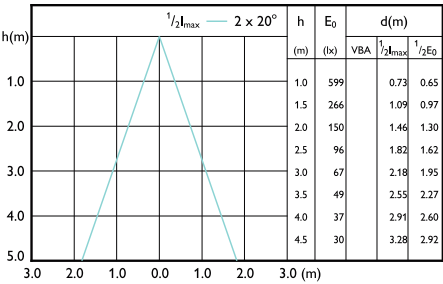
Product	D	C
4GU10/LED/927-22/F35/G/WG/120V 4/1BC	50 mm	54 mm

Accent Diagrams



Accent Diagram - 4GU10/LED/  
927-22/F35/G/WG/120V 4/1BC

Beam Diagrams



Beam diagram - 4GU10/LED/  
927-22/F35/G/WG/120V 4/1BC

