

StyliD – the best energy-efficient range for retail applications

StyliD

Retailers are increasingly having to contend with rising energy prices. At the same time, they need to retain the quality of light they are used to, flexibility in architectural integration, and the right light effects to catch the customer's eye. Last but not least, they need future-proof solutions that will enable them to implement differentiating concepts in their store. Delivering high-quality light, punch in the beam and outstanding luminous efficacy, StyliD is the ideal energy-efficient solution for today's demanding retail environments, covering a variety of lighting applications, with including CrispWhite for fashion stores and Food recipes for supermarkets.

Benefits

- Attract shoppers with high-quality light
- Luminaire design blends discreetly into the store
- Good energy performance, matching CDM Elite while offering much longer lifetime and payback of the Total Cost of Ownership within three years

Features

- Efficacy of up to 100 lm/W, thanks to very Hi-LOR reflectors (90%)
- Lumen packages from 1200 to 4900 lm to match equivalent CDM 20/35/50/70 W MASTERColour Elite
- Choice of color temperatures: 2700, 3000 and 4000 K
- Color rendering index 80 and 90
- Narrow, medium, wide, very wide and oval beams available
- Passive cooling up to 4000 lm
- Dimmable versions
- Range of accessories (honeycomb, snoot)

Application

- Retail: fashion and food stores

Specifications

Type	ST730T (mini, 3C-track version)
	ST730C (mini, base plate version)
	ST740T (compact, 3C-track version)
	ST740C (compact, base plate version)
	ST750T (performance, 3C-track version)
	ST750C (performance, base plate version)
Light source	Non-replaceable LED module
Power	Mini versions
	- NB (LED11S): 15 to 18 W (depending on light color)
	- MB, WB (LED12S): 12 to 16 W (depending on light color)
	Compact versions
	- NB (LED20S): 27 W
	- MB, WB (LED17S): 16 to 20 W (depending on light color)
	- MB, WB (LED27S): 25 to 32 W (depending on light color)
	- MB, WB (LED39S): 39 W
	Performance versions
	- NB (LED40S): 55W
	- MB, WB, LIN (LED27S): 24 to 31 W
	- MB, WB, VWB, LIN (LED39S): 35 to 46 W (depending on light color)
	- MB, WB, VWB, LIN (LED49S): 47 to 56 W (depending on light color)
Beam angle	Mini and compact versions
	- NB (10°)
	- MB (28-24-30°)
	- WB (36-34-37°)
	- LIN (oval lense)
	Performance versions
	- NB (15°)
	- MB (21°, +/- 2 degrees depending on lumen package)
	- WB (30°, +/- 2 degrees depending on lumen package)
	- VWB (53°, +/- 2 degrees depending on lumen package)
	- WB LIN (WB + oval lense) : 29 x 51°
	- VWB LIN (VWB + oval lense) : 46 x 60°

Luminous flux	Mini versions
	- NB (LED11S): 1000 lm
	- MB, WB (LED12S): 1200 lm
	Compact versions
	- NB (LED20S): 1600 to 2100 lm (depending on light color)
	- MB, WB (LED17S): 1600 to 1800 lm (depending on light color)
Light source color	- MB, WB (LED27S): 2500 to 2900 lm (depending on light color)
	- MB, WB (LED39S): 3200 to 4200 lm
	827, 830, 840, 930
	2700, 3000 or 4000 K
	Temperature
	Color Rendering Index 80
Standard deviation color matching (SDCM)	90
	>95
	3 (with a tolerance of +/- 0,005 on color point measurement)
	Median useful life 70,000 hours
	L70B50
	Median useful life 50,000 hours
Average ambient temperature	L80B50
	Median useful life 25,000 hours
	L90B50
	Operating temperature range +10 to +35 °C

Specifications


Driver failure rate	1% for 5000 hours
Driver	Built-in
Mains voltage	230 or 240 V / 50-60 Hz

Dimming	Mini and compact versions
	- Non-dimmable (PSE when emergency lighting is included, PSU when emergency lighting is not included)
	- DALI-dimmable (PSED when emergency lighting is included, PSU when emergency lighting is not included)
	Performance versions
	- Fix (PSE-E when DC compatible, PSU when NOT DC compatible)
	- DALI (PSED-E when DC compatible, PSU when NOT DC compatible)


Material	Gearbox: plastic
	Head and heatsink: die-cast aluminum
	Front cover: acrylic or glass
Color	Black (BK, RAL9004)
	White (WH, RAL9003)
	White-Black (WH-BK, head housing and front driver box: white, heatsink and sides driver box: black)
	Aluminum brushed-black (ALU-BK, head housing and front driver box: brushed aluminum; heatsink and sides driver box: black)
	Silver-black (SI-BK, head housing and front driver box: RAL 9006 metalized grey; heatsink and sides driver box: black)
	Other RAL colors available on request

Optical cover	Mini and compact versions
	- Glass (for narrow beam)
	- Acrylic cover (for other beams)
	Performance versions
	- Clear with jaws (for medium beam)
	- Clear with diffusor foil (for other beams)
Connection	Track connector (3C for fix track or 5C6 for DALI track)
	Direct on ceiling; baseplate with connection point (BA)
Installation	Track connector (3C for fix track or 5C6 for DALI track)
	Direct on ceiling; baseplate with connection point (BA)
Accessories	Honeycomb (HC)
	Glare shield (GS)

Versions




StyliD ST740T track projector with LED light source, compact version



StyliD ST740T track projector with LED light source, compact version

Product details




PerfectAccent – thanks to their specific design, the new reflectors provide best-in-class efficiency, a very clean beam, and high color uniformity.



Exploded view




PerfectAccent reflectors deliver a smooth and homogeneous high-quality beam



IPDP_ST730Ci_0011-Detail photo

Product details



StyliD Compact track mounted; all colors available

Application Conditions

Ambient temperature range	+10 to +40 °C
Suitable for random switching	Yes

Approval and Application

Mech. impact protection code	IK02
Ingress protection code	IP20

Operating and Electrical

Input Voltage	220 to 240 V
---------------	--------------

General Information

Beam angle of light source	120 °
CE mark	CE mark
Protection class IEC	Safety class II (II)
Driver included	Yes
ENEC mark	ENEC mark
Flammability mark	F
Glare shielding accessories	No
Glow-wire test	650/30
Light source replaceable	No
Number of gear units	1 unit
Number of light sources	1
Optic type	MB
Product Family Code	ST740T
UL mark	-

Initial Performance (IEC Compliant)

Initial chromaticity	(0.43, 0.40) SDCM <3
Init. Corr. Color Temperature	3000 K
Luminous flux tolerance	+/-10%

Application Conditions

Order Code	Full Product Name	Maximum dim level
910500457356	ST740T LED17S/930 PSU MB BK	-
910500459039	ST740T LED49S/830 PSD-VLC MB WH	1%

Controls and Dimming

Order Code	Full Product Name	Dimmable
910500457356	ST740T LED17S/930 PSU MB BK	No

Order Code	Full Product Name	Dimmable
910500459039	ST740T LED49S/830 PSD-VLC MB WH	Yes

General Information

Order Code	Full Product Name	Optical cover/ lens type	Lamp family code
910500457356	ST740T LED17S/930 PSU MB BK	No	LED17S
910500459039	ST740T LED49S/830 PSD-VLC MB GC	GC	LED49S
	WH		

Initial Performance (IEC Compliant)

Order Code	Full Product Name	Init. Color Rendering Index	Initial LED luminaire efficacy	Initial luminous flux	Initial input power
910500457356	ST740T LED17S/93 0 PSU MB BK	≥90	102.40963855421685 lm/W	1700 lm	16.6 W
910500459039	ST740T LED49S/83	≥80	122.5 lm/W	4900 lm	40 W


Order Code	Full Product Name	Init. Color Rendering Index	Initial LED luminaire efficacy	Initial luminous flux	Initial input power
	0 PSD-VLC MB WH				

Mechanical and Housing

Order Code	Full Product Name	Color
910500457356	ST740T LED17S/930 PSU MB BK	Black

Order Code	Full Product Name	Color
910500459039	ST740T LED49S/830 PSD-VLC MB WH	White

Polar Wide Diagrams



IFPS_ST740T 1xLED17S/930 MB-Polar Normal
(separate)

