



Ideal for HPI/SON/HPL LED replacement in High- bay applications

TrueForce LED Industrial and Retail (Highbay – HPI/SON/HPL)

Philips TrueForce LED Industrial and Retail lamps give you a quick and easy payback solution to replace HID lamps in High-bay applications. The solution gives you the LED benefits of energy-efficiency and long-lifetime, plus the initial investment is low. With unique lamp design and compatibility, you can directly retrofit HID lamps with TrueForce LED lamps without changing the fixtures or gear. Multiple beam angle options and high colour-rendering index enhance the lighting distribution while creating a comfortable, safe and high-productivity environment.

Benefits

- Instant upgrade and easy to install – less time-consuming and safer working at height
- Great ROI (<2 years) and extended energy savings of 65% vs existing conventional systems
- Low initial investment

Features

- Direct lamp replacement solution without changing fixtures or equipment
- High energy efficiency with directional light
- Long lifetime of 50,000 hrs for operation efficiency
- Crispy white light 4,000 K, CRI80 for better visual colour
- Product weight < 1.3 kg

TrueForce LED Industrial and Retail (Highbay – HPI/SON/HPL)

Application

- Industrial – factories, warehouses, distribution centres
- Retail – hypermarkets, shopping centres
- Others – transportation hubs, convention centres, sports centres/town halls

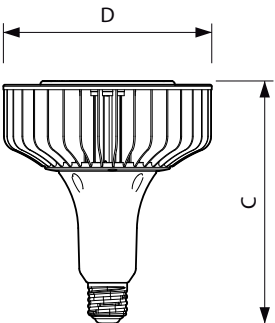
Warnings and Safety

- EM version requires an EM ballast to operate. Please refer to the installation guide or consult a Philips Lighting representative.

Versions



Dimensional drawing



Product	D	C
TrueForce LED HPI ND 110-88W E40 840 120D	210 mm	250 mm
TrueForce LED HPI ND 200-145W E40 840 60D	210 mm	250 mm

TrueForce LED Industrial and Retail (Highbay – HPI/SON/HPL)

Controls and Dimming	
Dimmable	No
Operating and Electrical	
Input Frequency	50 Hz
Voltage (Nom)	100-145 V
General Information	
Cap-Base	E40
Nominal Lifetime (Nom)	50000 h
Switching Cycle	50,000X
Light Technical	
Colour Code	840
Correlated Colour Temperature (Nom)	4000 K
Colour Rendering Index (Nom)	80
Llmf At End Of Nominal Lifetime (Nom)	70 %
Mechanical and Housing	
Bulb Shape	Others

Approval and Application

Order Code	Full Product Name	Energy Consumption kWh/1000 h
71382200	TrueForce LED HPI ND 110-88W E40 840 120D	97 kWh
71386000	TrueForce LED HPI ND 200-145W E40 840 60D	160 kWh

Operating and Electrical

Order Code	Full Product Name	Wattage Equivalent	Power (Rated) (Nom)	Starting Time (Nom)
71382200	TrueForce LED HPI ND 110-88W E40 840 120D	250 W	88 W	1.2 s

Order Code	Full Product Name	Wattage Equivalent	Power (Rated) (Nom)	Starting Time (Nom)
71386000	TrueForce LED HPI ND 200-145W E40 840 60D	400 W	145 W	0.7 s

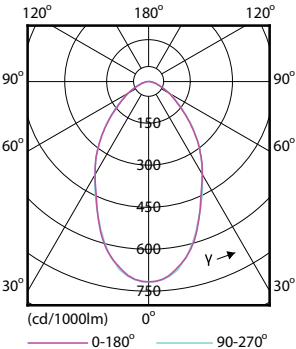
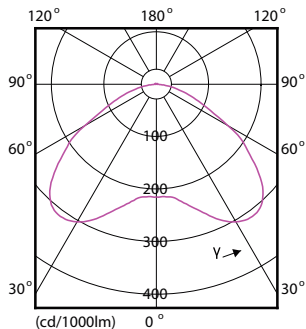
Light Technical

Order Code	Full Product Name	Beam Angle (Nom)	Luminous Flux (Nom)
71382200	TrueForce LED HPI ND 110-88W E40 840 120D	120 °	11000 lm

Order Code	Full Product Name	Beam Angle (Nom)	Luminous Flux (Nom)
71386000	TrueForce LED HPI ND 200-145W E40 840 60D	60 °	20000 lm

Temperature

Order Code	Full Product Name	T-Case Maximum (Nom)
71382200	TrueForce LED HPI ND 110-88W E40 840 120D	90 °C
71386000	TrueForce LED HPI ND 200-145W E40 840 60D	95 °C



TrueForce LED Industrial and Retail (Highbay – HPI/SON/HPL)

