



# One for all, all in one

**44R Line**, a universal edge-lit exit that defines flexibility




**PHILIPS**  
**CHLORIDE**

# reliability

Designed to be surface, recessed, or end mounted to the wall or ceiling, the 44R Line is the one exit sign able to meet all of your application needs. With its field rotatable edge-lit exit panel and contemporary design, it is the clear choice to provide the reliable quality and flexibility desired in exit signage.

## features

- Exit panel **rotates to any angle from 0° to 180°** allowing ceiling, wall, or sloped ceiling mounting with the same exit sign.
- This universal edge-lit can be **recessed mounted in the ceiling or wall, AND surface mounted on the ceiling or wall, OR end mounted**. All this is accomplished with one catalog number.
- A distributor can order and stock **ONE** catalog number, all in **ONE** carton, for any of the **FIVE** applications.
- The universal edge-lit with battery comes **standard with self-diagnostic/self-test circuitry**. This feature exempts the building owner from the burden of monthly testing of every exit sign.
- **Field selectable chevrons** eliminate the need to specify the arrow designation.



# flexibility



rotating exit panel



1 catalog number;  
5 mounting possibilities

## Quick Ship Items

### UNIVERSAL MOUNT SIGNS:

44RLU1R	ER44RLDU1R	344RLU1R2C
44RLU2R	ER44RLDU2R	44RLU2R2C
44RLU1G	ER44RLDU1G	44RLU1G2C
44RLU2G	ER44RLDU2G	44RLU2G2C
44RLU1WR	ER44RLDU1WR	
44RLU2WR	ER44RLDU2WR	
44RLU1WG	ER44RLDU1WG	
44RLU2WG	ER44RLDU2WG	

### SURFACE MOUNT SIGNS:

44RL1R	ER44RL1R
44RL2R	ER44RL2R
44RL1G	ER44RL1G
44RL2G	ER44RL2G

### SURFACE MOUNT ACCESSORIES:

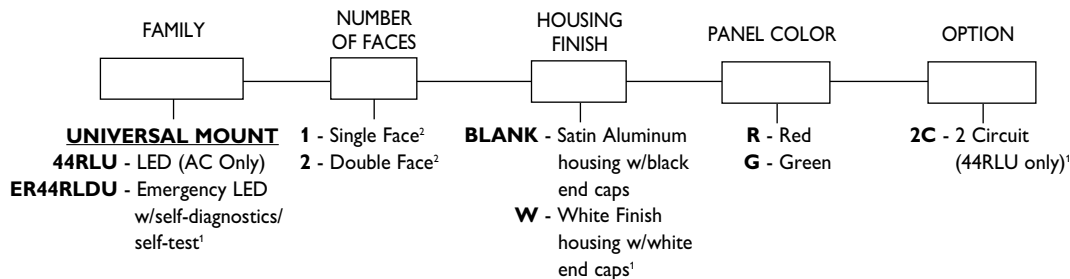
44RRCK
ER44RRCK

## Universal Exit Packaging

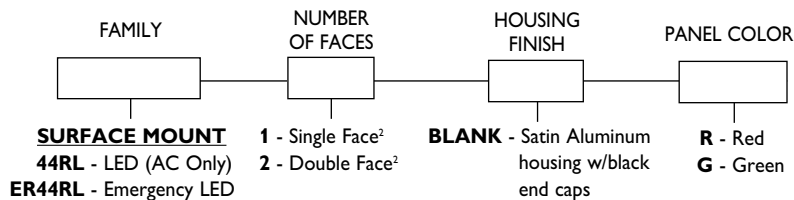


## Ordering Information

### UNIVERSAL MOUNT EXIT CATALOG NUMBER (Example: ER44RLDU2R)



### SURFACE MOUNT EXIT ONLY CATALOG NUMBER (Example: 44RL2R)




#### Footnotes:

<sup>1</sup> Available for Surface Mount applications, but only if ordered as a Universal Mount exit sign.

<sup>2</sup> Single-face exits are provided with a clear background, and double-face exits are provided with mirror background. (Consult factory for single-face signs with mirror background.)

## Surface Mount Accessories (Recessed Conversion Kits)

<b>44RRCK</b>	AC only, aluminum trim
<b>ER44RRCK</b>	Nicad battery, aluminum trim



© 2013 Koninklijke Philips N.V. (Royal Philips). All rights reserved.  
Specifications are subject to change without notice.  
[www.philips.com/luminaires](http://www.philips.com/luminaires)

PCh-1302BR 09/13

Philips Lighting Company  
200 Franklin Square Drive  
Somerset, NJ 08873  
Phone: 855-486-2216

Philips Lighting Company  
281 Hillmount Road  
Markham ON, Canada L6C 2S3  
Phone: 800-668-9008