



TrueLine, suspended

SP532P LED36S/840 PSD PI5 SM2 L1130 9003

TrueLine DIRECT/INDIRECT OC - LED Module, system flux 3600 lm - 840 neutral white - Power supply unit with DALI interface - Push-in connector 5-pole - Suspension set 2-wire - 1130 mm - Signal white

Architects need a lighting solution that matches the interior architecture of the property they are working on. They want a light line with an elegant design and very high light levels. Specifiers need luminaires that enable them to save energy while at the same time providing the right level of light, in compliance with office lighting norms. TrueLine, suspended is able to meet both sets of requirements. TrueLine is also available in recessed and surface-mounted versions.

Product data

General Information		Connection	Push-in connector 5-pole
Number of light sources	1 pc	Cable	Cable 1.7 m without plug 5-pole PVC silver
Lamp family code	LED36S [LED Module, system flux 3600 lm]	Protection class IEC	Safety class I
Light source color	840 neutral white	Mounting	Suspension set 2-wire
Cap-Base	- [-]	Standard RAL color	Signal white
Light source replaceable	No	Glow-wire test	Temperature 650 °C, duration 5 s
Number of gear units	1 unit	Flammability mark	For mounting on normally flammable surfaces
Gear	GRT [Gear tray (without gear)]	Type description	Office compliant version
Driver/power unit/transformer	Power supply unit with DALI interface	CE mark	CE mark
Driver included	Yes	ENEC mark	ENEC plus mark
Optic type	-	UL mark	-
Optical cover/lens type	Polymethyl methacrylate bowl/cover	Warranty period	5 years
Luminaire light beam spread	100°	Remarks	*-Per Lighting Europe guidance paper "Evaluating performance of LED based luminaires - January 2018": statistically there
Embedded control	-		
Control interface	DALI		

TrueLine, suspended

	is no relevant difference in lumen maintenance between B50 and for example B10. Therefore the median useful life (B50) value also represents the B10 value.
Constant light output	No
Number of products on MCB of 16 A type B	24
RoHS mark	RoHS mark
WEEE mark	WEEE mark
Accessory PFC	N/A
Product family code	SP532P [TrueLine DIRECT/INDIRECT OC]
Unified glare rating CEN	16

Operating and Electrical

Input Voltage	220-240 V
Input Frequency	50 to 60 Hz
Control signal voltage	0-16 V DC DALI
End CLO power consumption	- W
Inrush current	19 A
Inrush time	0.28 ms
Power Factor (Min)	0.9

Controls and Dimming

Dimmable	Yes
----------	-----

Mechanical and Housing

Housing Material	Aluminum
Reflector material	-
Optic material	-
Optical cover/lens material	Polymethyl methacrylate
Gear tray material	Steel
Fixation material	Stainless steel
Optical cover/lens finish	Frosted
Overall length	1130 mm
Overall width	55 mm
Overall height	121 mm
Length	1130 mm
Color	White

Approval and Application

Ingress protection code	IP40 [Wire-protected]
Mech. impact protection code	IK02 [0.2 J standard]

Initial Performance (IEC Compliant)

Initial luminous flux (system flux)	3600 lm
Luminous flux tolerance	+/-10%
Initial LED luminaire efficacy	141 lm/W
Init. Corr. Color Temperature	4000 K
Init. Color Rendering Index	≥80
Initial chromaticity	(0.38, 0.38) SDCM <3
Initial input power	25.5 W
Power consumption tolerance	+/-10%

Over Time Performance (IEC Compliant)

Control gear failure rate at median useful life 50000 h	5 %
Lumen maintenance at median useful life* 50000 h	L85

Application Conditions

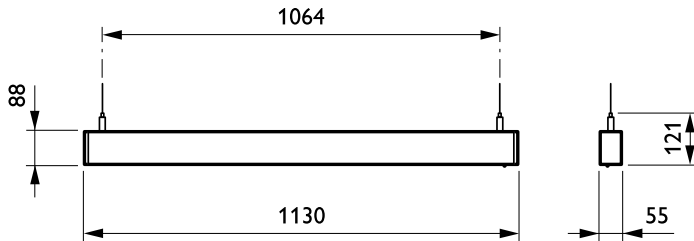
Ambient temperature range	+10 to +40 °C
Performance ambient temperature Tq	25 °C
Maximum dim level	1%
Suitable for random switching	No

Product Data

Full product code	871869906307800
Order product name	SP532P LED36S/840 PSD PI5 SM2 L1130 9003
EAN/UPC - Product	8718699063078
Order code	910504104303
Numerator - Quantity Per Pack	1
Numerator - Packs per outer box	1
Material Nr. (12NC)	910504104303
Net Weight (Piece)	3.300 kg

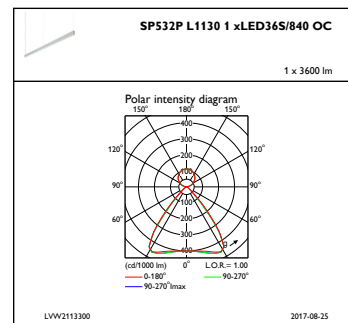
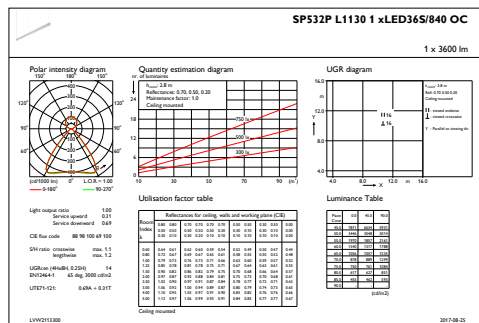
TrueLine, suspended

Dimensional drawing



TrueLine suspended SP530P-SP533P

Photometric data



IFGU1_SP532PL11301xLED36S840OC

IFPC1_SP532PL11301xLED36S840OC

