



Essential SmartBright LED Downlight

DN027B LED6/NW L150 SQ

Essential SmartBright G2 LED Downlight is value for money product with high efficacy, good quality and reliability. It offers multiple configurations from 300lm to 2000lm output, to replace conventional downlight. It can be used for shopping mall, retail store, residential and office. It's an ideal product family to distribute in trade market.

Product data

General Information	
Light source replaceable	No
Lighting Technology	LED
Warranty period	1 years
Light Technical	
Luminous Flux	600 lm
Correlated Color Temperature (Nom)	4000 K
Color rendering index (CRI)	80
Light source color	3000/4000/6500
Luminaire light beam spread	110°
Operating and Electrical	
Line Frequency	50 or 60 Hz
Input Frequency	50 or 60 Hz
Power Consumption	7 W
Power Factor (Fraction)	0.7
Connection	Flying leads/wires

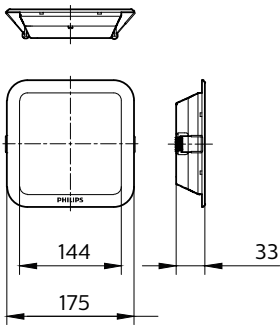
Temperature	
Ambient temperature range	-20 to +40 °C
Controls and Dimming	
Dimmable	No
Driver/power unit/transformer	Power supply unit (On/Off)
Mechanical and Housing	
Housing Material	Plastic
Reflector material	Polycarbonate
Optic material	Polycarbonate
Housing Color	White
Overall length	175 mm
Overall width	175 mm
Overall height	33 mm
Overall diameter	225 mm
Dimensions (Height x Width x Depth)	33 x 175 x 175 mm
Approval and Application	
Ingress protection code	IP20 [Finger-protected]

Essential SmartBright LED Downlight


Mech. impact protection code	IK02 [0.2 J standard]
Protection class IEC	Safety class II
Initial Performance (IEC Compliant)	
Initial chromaticity	SDCM<5
Power consumption tolerance	+/-10%
Product Data	
Order product name	DN027B LED6/NW L150 SQ
Full product name	DN027B LED6/NW L150 SQ

Full product code	871016330914999
Order code	911401814897
Material Nr. (12NC)	911401814897
Numerator - Quantity Per Pack	1
EAN/UPC - Product/Case	8710163309149
Numerator - Packs per outer box	24
EAN/UPC - Case	8710163310022

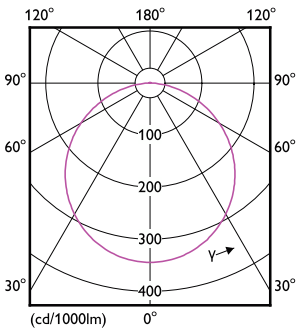
Dimensional drawing



Photometric data



General uniform lighting - DN027B LED6/NW L150 SQ



Light Distribution Diagram - DN027B LED6/NW L150 SQ

