



MASTER TL5 High Efficiency

MASTER TL5 HE 14W/840 SLV/40

Low-pressure mercury discharge lamps with a tubular 16 mm envelope

Warnings and Safety

- A lamp breaking is extremely unlikely to have any impact on your health. If a lamp breaks, ventilate the room for 30 minutes and remove the parts, preferably with gloves. Put them in a sealed plastic bag and take it to your local waste facilities for recycling. Do not use a vacuum cleaner.

Product data

General Information	
Cap-Base	G5
Features	na [Not Applicable]
Flux measurement reference	Sphere
Light Technical	
Color Code	840 [CCT of 4000K]
Luminous Flux	1,200 lm
Color Designation	Cool White (CW)
Chromaticity Coordinate X (Nom)	0.38
Chromaticity Coordinate Y (Nom)	0.38
Correlated Color Temperature (Nom)	4000 K
Luminous Efficacy (rated) (Nom)	86 lm/W
Color rendering index (CRI)	80
Operating and Electrical	
Power Consumption	14.0 W
Lamp Current (Nom)	0.165 A

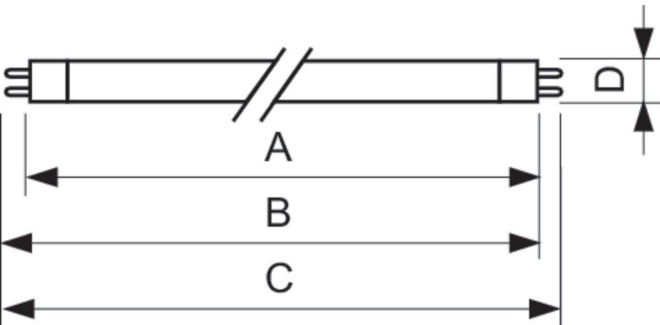
Controls and Dimming	
Dimmable	Yes
Mechanical and Housing	
Bulb Shape	T5
Approval and Application	
Energy Efficiency Class	G
Mercury (Hg) Content (Nom)	1.2 mg
Energy Consumption kWh/1000 h	14 kWh
EPREL Registration Number	423447
Product Data	
Order product name	MASTER TL5 HE 14W/840 SLV/40
Full product name	MASTER TL5 HE 14W/840 SLV/40
Full product code	871150063940055
Order code	927926084055
Material Nr. (12NC)	927926084055
Local order code	TL514W840HE

MASTER TL5 High Efficiency

Numerator - Quantity Per Pack	1
EAN/UPC - Product/Case	8711500639400
Numerator - Packs per outer box	40

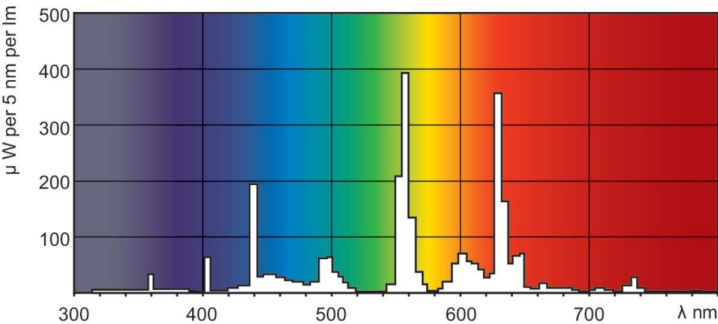
EAN/UPC - Case	8711500867483
----------------	---------------

Dimensional drawing



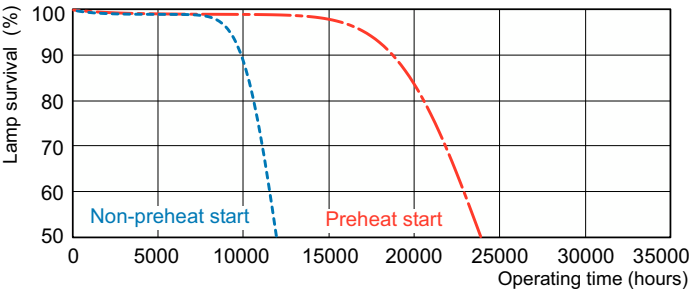
Product	D (max)	A (max)	B (max)	B (min)	C (max)
MASTER TL5 HE 14W/840 SLV/40	17 mm	549.0 mm	556.1 mm	553.7 mm	563.2 mm

Photometric data

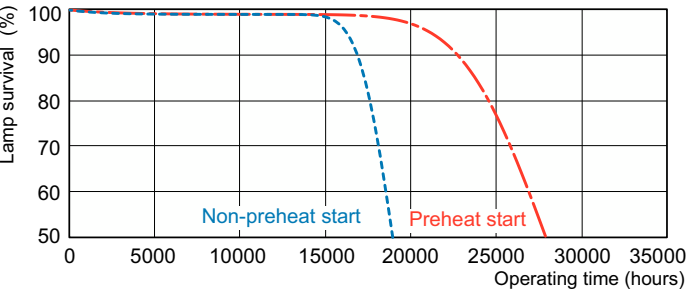


Spectral Power Distribution Colour - MASTER TL5 HE 14W/840 SLV/40

Lifetime



Life Expectancy Diagram - MASTER TL5 HE 14W/840 SLV/40



Life Expectancy Diagram - MASTER TL5 HE 14W/840 SLV/40

MASTER TL5 High Efficiency

Lifetime



Lumen Maintenance Diagram - MASTER TL5 HE 14W/840 SLV/40

