



MASTER TL5 High Efficiency

MASTER TL5 HE 35W/830 SLV/40

Low-pressure mercury discharge lamps with a tubular 16 mm envelope

Warnings and Safety

- A lamp breaking is extremely unlikely to have any impact on your health. If a lamp breaks, ventilate the room for 30 minutes and remove the parts, preferably with gloves. Put them in a sealed plastic bag and take it to your local waste facilities for recycling. Do not use a vacuum cleaner.

Product data

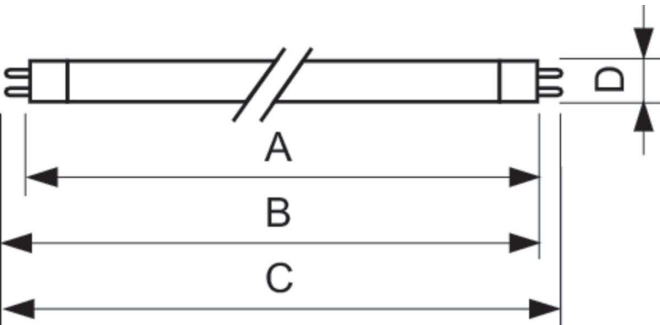
General Information	
Cap-Base	G5
Features	na [Not Applicable]
Flux measurement reference	Sphere
Light Technical	
Color Code	830 [CCT of 3000K]
Luminous Flux	3,315 lm
Color Designation	Warm White (WW)
Chromaticity Coordinate X (Nom)	0.44
Chromaticity Coordinate Y (Nom)	0.403
Correlated Color Temperature (Nom)	3000 K
Luminous Efficacy (rated) (Nom)	94 lm/W
Color rendering index (CRI)	82
Operating and Electrical	
Power Consumption	34.9 W
Lamp Current (Nom)	0.175 A

Controls and Dimming	
Dimmable	Yes
Mechanical and Housing	
Bulb Shape	T5
Approval and Application	
Energy Efficiency Class	F
Mercury (Hg) Content (Nom)	1.2 mg
Energy Consumption kWh/1000 h	35 kWh
EPREL Registration Number	423541
Product Data	
Order product name	MASTER TL5 HE 35W/830 SLV/40
Full product name	MASTER TL5 HE 35W/830 SLV/40
Full product code	871150063950955
Order code	927927083055
Material Nr. (12NC)	927927083055
Numerator - Quantity Per Pack	1

MASTER TL5 High Efficiency

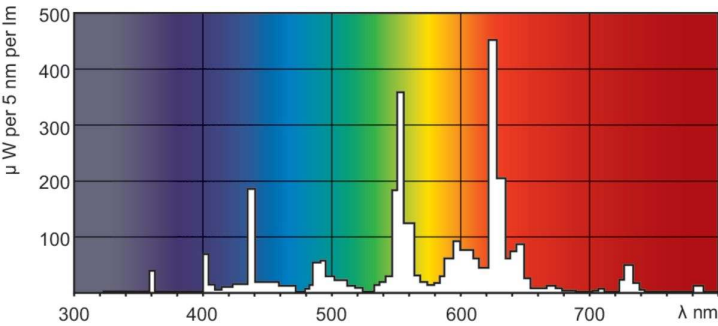
EAN/UPC - Product/Case	8711500639509
Numerator - Packs per outer box	40
EAN/UPC - Case	8711500867667

Dimensional drawing



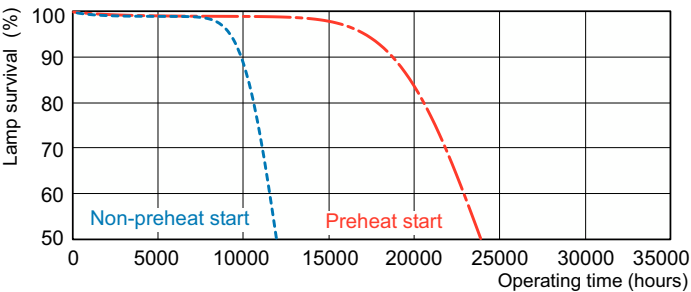
Product	D (max)	A (max)	B (max)	B (min)	C (max)
MASTER TL5 HE 35W/830 SLV/40	17 mm	1,449.0 mm	1,456.1 mm	1,453.7 mm	1,463.2 mm

Photometric data

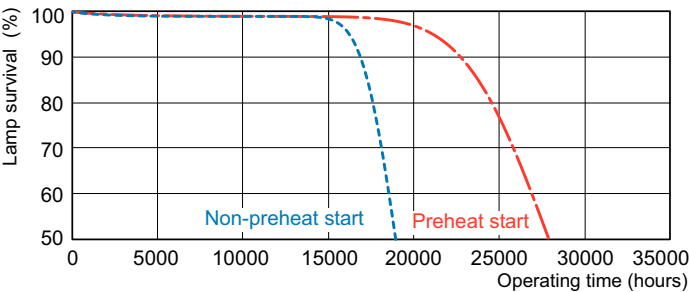


Spectral Power Distribution Colour - MASTER TL5 HE 35W/830 SLV/40

Lifetime



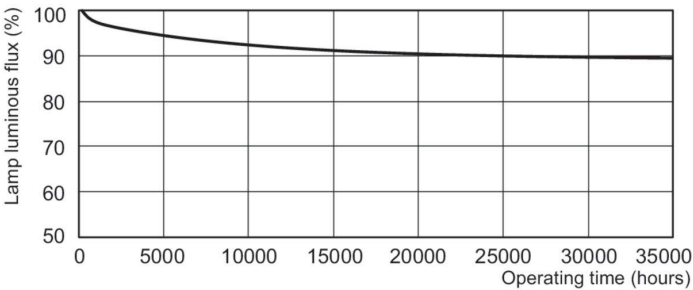
Life Expectancy Diagram - MASTER TL5 HE 35W/830 SLV/40



Life Expectancy Diagram - MASTER TL5 HE 35W/830 SLV/40

MASTER TL5 High Efficiency

Lifetime



Lumen Maintenance Diagram - MASTER TL5 HE 35W/830 SLV/40

