



MasterColor CDM-R Elite

MC CDM-R Elite 35W/930 E26 PAR20 10D

The Elite family is at the very top of the MasterColor CDM range, and gives a unique combination of unbeatable light quality and consistent performance over lifetime, while keeping running costs low. MasterColor metal halide lamps deliver consistent white light and higher color rendering than any standard metal halide source for architectural lighting. MasterColor CDM Elite PAR30L lamps deliver similar performance as the MasterColor Elite family lamps in the familiar PAR30L shape.

Warnings and Safety

- R "WARNING: These lamps can cause serious skin burn and eye inflammation from short wave ultraviolet radiation if outer envelope of the lamp is broken or punctured. Do not use where people will remain for more than a few minutes unless adequate shielding or other safety precautions are used. Certain lamps that will automatically extinguish when the outer envelope is broken or punctured are commercially available." This lamp complies with FDA radiation performance standard 21 CFR subchapter J. (USA: 21 CFR 1040.30 Canada: SOR/DORS/80-381)

Product data

General Information	
Cap-Base	E26 [Single Contact Medium Screw]
Operating Position	UNIVERSAL [Any or Universal (U)]
Switching Cycle	1,350
Life to 50% Failures (Nom)	15,000 hour(s)
Light Technical	
Color Code	930 [CCT of 3000K]
Beam Angle (Nom)	10 degree(s)
Luminous Intensity (Nom)	26,000 cd
Color Designation	Warm White (WW)
Chromaticity Coordinate X (Nom)	0.437

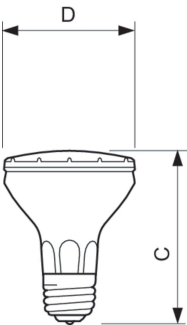
Chromaticity Coordinate Y (Nom)	0.400
Correlated Color Temperature (Nom)	3000 K
Luminous Efficacy (rated) (Nom)	61 lm/W
Color rendering index (CRI)	91
LLMF At End Of Nominal Lifetime (Nom)	80 %
Luminous Flux in 90° Cone (Rated)	2,100 lm
Operating and Electrical	
Power Consumption	39.0 W
Warm-up time to 60% light	120 s
Voltage (Nom)	88 V

MasterColor CDM-R Elite

Voltage (Nom)	88 V
Controls and Dimming	
Dimmable	No
Mechanical and Housing	
Bulb Finish	Clear
Bulb Shape	PAR20 [PAR 2.5 inch/63mm]
Approval and Application	
Mercury (Hg) Content (Nom)	4.7 mg
Energy Consumption kWh/1000 h	43 kWh

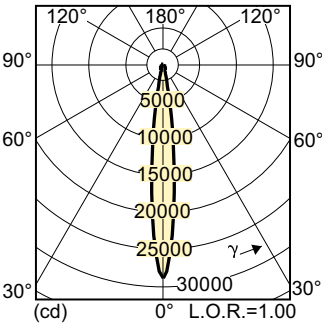
Product Data	
Order product name	MC CDM-R Elite 35W/930 E26 PAR20 10D
Full product name	MC CDM-R Elite 35W/930 E26 PAR20 10D
Order code	928050000615
Material Nr. (12NC)	928050000615
Numerator - Quantity Per Pack	1
EAN/UPC - Product/Case	046677434182
Numerator - Packs per outer box	12
EAN/UPC - Case	50046677434187

Dimensional drawing

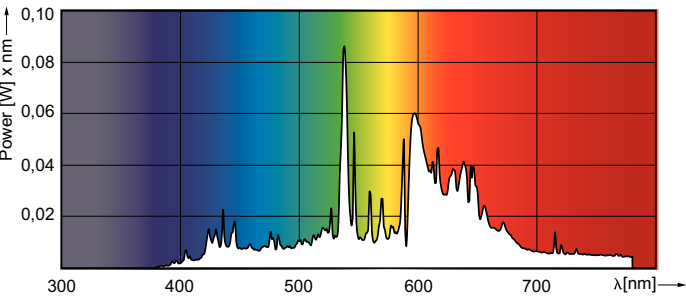


Product	D (max)	C (max)
MC CDM-R Elite 35W/930 E26 PAR20 10D	65 mm	95 mm

Photometric data



Light Distribution Diagram - MC CDM-R Elite 35W/930 E26 PAR20 10D



Spectral Power Distribution Colour - MC CDM-R Elite 35W/930 E26 PAR20 10D

MasterColor CDM-R Elite

Lifetime



Lumen Maintenance Diagram - MC CDM-R Elite 35W/930 E26 PAR20 10D

Life Expectancy Diagram - MC CDM-R Elite 35W/930 E26 PAR20 10D

