



# MASTERColour CDM MW Eco



## MASTERColour CDM-E MW eco 360W/842 E40

Ceramic metal halide lamps with clear tubular or coated ellipsoid outer bulb, tailor-made to replace and outperform quartz metal halide lamps on existing gear.

### Warnings and Safety

- For use with control gear designed for high pressure mercury or high-pressure sodium lamps with external ignitor
- A lamp breaking is extremely unlikely to have an impact on your health. If a lamp breaks, ventilate the room for 30 minutes and remove the parts, preferably with gloves. Put them in a sealed plastic bag and take it to your local waste facilities for recycling. Do not use a vacuum cleaner.
- Warm restart time can be up to 15 minutes; T15 ignitors therefore advised.

### Product data

General Information		Operating and Electrical	
Cap-Base	E40	Power Consumption	360.0 W
Operating Position	UNIVERSAL [Any or Universal (U)]	Voltage (Nom)	118 V
Flux measurement reference	Sphere	Voltage (Nom)	118 V
Life to 50% Failures (Nom)	30,000 hour(s)		
Light Technical		Controls and Dimming	
Color Code	842 [CCT of 4200K]	Dimmable	No
Luminous Flux	32,400 lm		
Color Designation	Cool White (CW)	Mechanical and Housing	
Chromaticity Coordinate X (Nom)	0.371	Bulb Finish	Coated glass
Chromaticity Coordinate Y (Nom)	0.366	Bulb Material	Hard Glass
Correlated Color Temperature (Nom)	4200 K	Bulb Shape	B90
Luminous Efficacy (rated) (Nom)	90 lm/W		
Color rendering index (CRI)	88	Approval and Application	
		Energy Efficiency Class	G
		Mercury (Hg) Content (Max)	48 mg

# MASTERCoulour CDM MW Eco

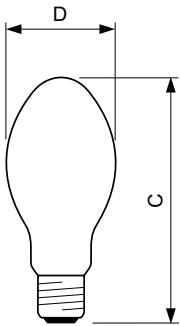
Mercury (Hg) Content (Nom)	48.0 mg
Energy Consumption kWh/1000 h	360 kWh
EPREL Registration Number	473316

## Product Data

Order product name	MASTERCoulour CDM-E MW eco 360W/842 E40
Full product name	MASTERCoulour CDM-E MW eco 360W/842 E40
Full product code	871869659568800

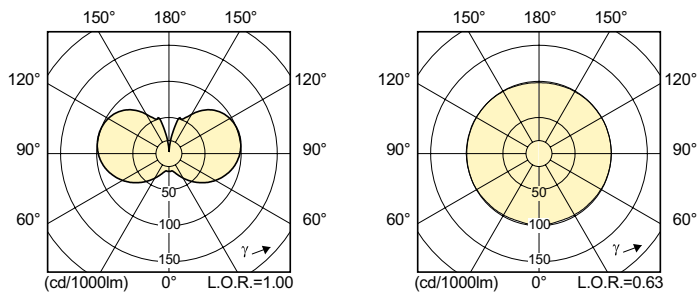
Order code	928070219830
Material Nr. (12NC)	928070219830
Numerator - Quantity Per Pack	1
EAN/UPC - Product/Case	8718696595688
Numerator - Packs per outer box	12
EAN/UPC - Case	8718696595695

## Dimensional drawing

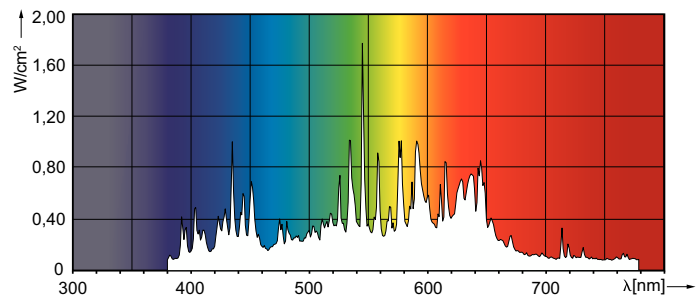


Product	D (max)	C (max)
MASTERCoulour CDM-E MW eco 360W/842 E40	91 mm	226 mm

## Photometric data



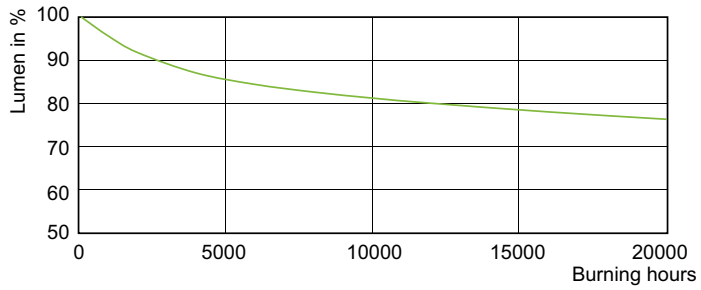
Light Distribution Diagram - MASTERCoulour CDM-E MW eco 360W/842 E40



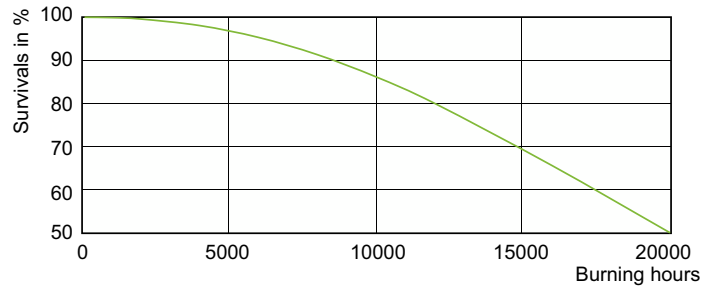
Spectral Power Distribution Colour - MASTERCoulour CDM-E MW eco 360W/842 E40

# MASTERColour CDM MW Eco

## Lifetime



Lumen Maintenance Diagram - MASTERColour CDM-E MW eco 360W/842 E40



Life Expectancy Diagram - MASTERColour CDM-E MW eco 360W/842 E40

