



MHN-TD

MHN-TD 250W/842 FC2 1CT/12

Double-envelope, single- or double-ended Metal halide lamps

Warnings and Safety

- Use only in totally enclosed luminaire, even during testing (IEC61167, IEC 62035, IEC60598)
- The luminaire must be able to contain hot lamp parts if the lamp ruptures
- Control gear must include end-of-life protection (IEC61167, IEC 62035)
- A lamp breaking is extremely unlikely to have any impact on your health. If a lamp breaks, ventilate the room for 30 minutes and remove the parts, preferably with gloves. Put them in a sealed plastic bag and take it to your local waste facilities for recycling. Do not use a vacuum cleaner.

Product data

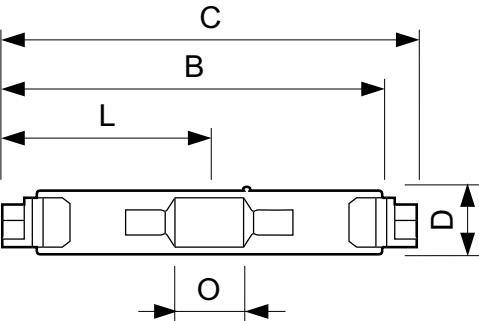
General Information	
Cap-Base	FC2 [FC2]
Operating Position	P45 [Parallel +/-45D or Horizontal(HOR)]
Life to 50% Failures (Nom)	9,000 hour(s)
Light Technical	
Color Code	842 [CCT of 4200K]
Color Designation	Cool White (CW)
Chromaticity Coordinate X (Nom)	370
Chromaticity Coordinate Y (Nom)	365
Correlated Color Temperature (Nom)	4200 K
Luminous Efficacy (rated) (Nom)	80 lm/W
Color rendering index (CRI)	85
Arc Length O (Nom)	27 mm
Operating and Electrical	
Power Consumption	250.0 W
Voltage (Nom)	95 V

Voltage (Nom)	95 V
Controls and Dimming	
Dimmable	No
Mechanical and Housing	
Bulb Finish	Clear
Bulb Shape	T27 [T 27mm]
Approval and Application	
Energy Efficiency Class	G
Mercury (Hg) Content (Nom)	16 mg
Energy Consumption kWh/1000 h	277 kWh
Product Data	
Order product name	MHN-TD 250W/842 FC2 1CT/12
Full product name	MHN-TD 250W/842 FC2 1CT/12
Full product code	871150073400615

Order code	928078605121
Material Nr. (12NC)	928078605121
Numerator - Quantity Per Pack	1
EAN/UPC - Product/Case	8711500734006

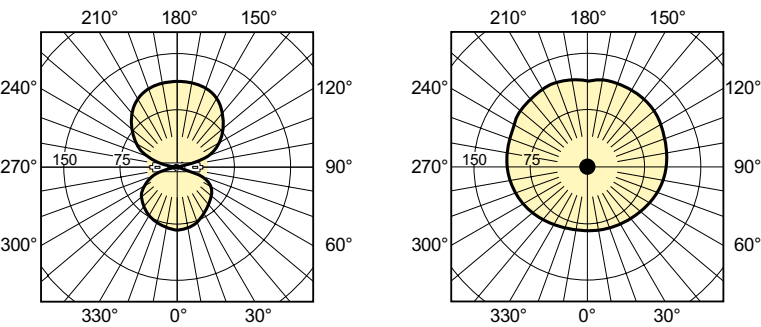
Numerator - Packs per outer box	12
EAN/UPC - Case	8711500183712

Dimensional drawing



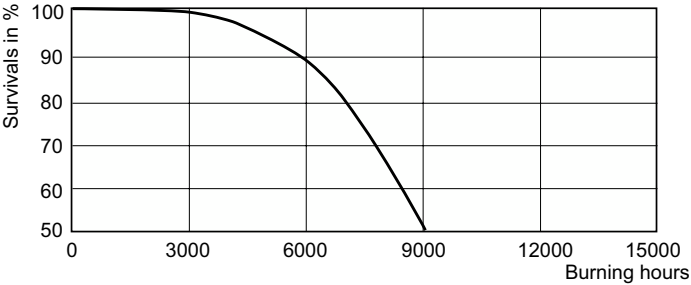
Product	D (max)	D	O	C (max)
MHN-TD 250W/842 FC2 1CT/12	27.5 mm	1.08 inch	27 mm	161.6 mm

Photometric data



Light Distribution Diagram - MHN-TD 250W/842 FC2 1CT/12

Lifetime



Life Expectancy Diagram - MHN-TD 250W/842 FC2 1CT/12



Lumen Maintenance Diagram - MHN-TD 250W/842 FC2 1CT/12

