



MasterColor CDM-T T6

CDM-T 35W/842 T6

MasterColor CDM lamp gives a unique combination of unbeatable light quality and consistent performance over lifetime while keeping running costs low. The Philips MasterColor Tubular Single-Ended T6 lamp is a compact, energy efficient, ceramic metal halide lamp that provides crisp, sparkling light.

Warnings and Safety

- R "WARNING: These lamps can cause serious skin burn and eye inflammation from short wave ultraviolet radiation if outer envelope of the lamp is broken or punctured. Do not use where people will remain for more than a few minutes unless adequate shielding or other safety precautions are used. Certain lamps that will automatically extinguish when the outer envelope is broken or punctured are commercially available." This lamp complies with FDA radiation performance standard 21 CFR subchapter J. (USA:21 CFR 1040.30 Canada: SOR/DORS/80-381)

Product data

General Information	
Cap-Base	G12 [G12]
Operating Position	UNIVERSAL [Any or Universal (U)]
Life to 50% Failures (Nom)	12,000 hour(s)
Light Technical	
Color Code	842 [CCT of 4200K]
Color Designation	Cool White (CW)
Chromaticity Coordinate X (Nom)	0.365
Chromaticity Coordinate Y (Nom)	0.364
Correlated Color Temperature (Nom)	4200 K
Luminous Efficacy (rated) (Nom)	79 lm/W
Color rendering index (CRI)	84

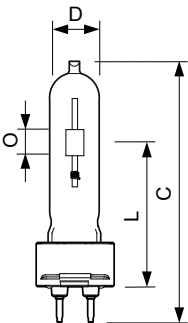
Arc Length O (Nom)	5 mm
Operating and Electrical	
Power Consumption	35 W
Voltage (Nom)	85 V
Voltage (Nom)	85 V
Controls and Dimming	
Dimmable	No
Mechanical and Housing	
Bulb Finish	Clear
Bulb Shape	T19 [T 19mm]

MasterColor CDM-T T6

Approval and Application	
Mercury (Hg) Content (Nom)	2.7 mg
Energy Consumption kWh/1000 h	41 kWh
Product Data	
Order product name	CDM-T 35W/842 T6
Full product name	CDM-T 35W/842 T6
Order code	928099805115

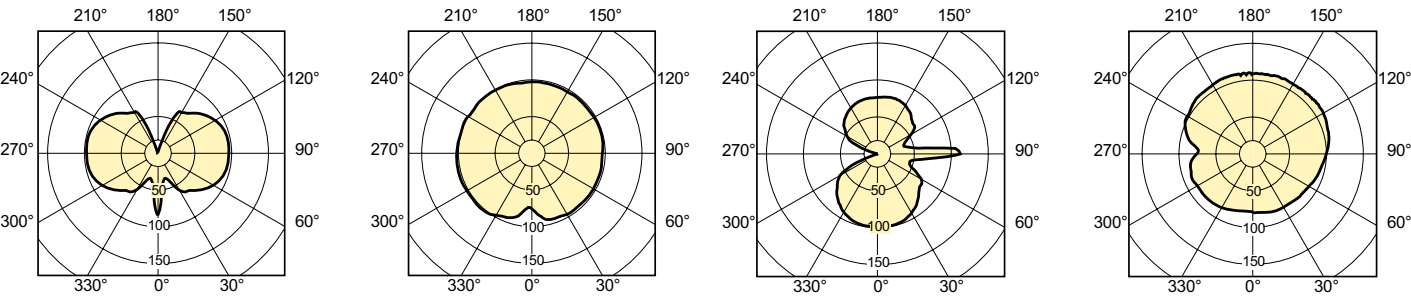
Material Nr. (12NC)	928099805115
Numerator - Quantity Per Pack	1
EAN/UPC - Product/Case	046677208868
Numerator - Packs per outer box	12
EAN/UPC - Case	50046677208863

Dimensional drawing



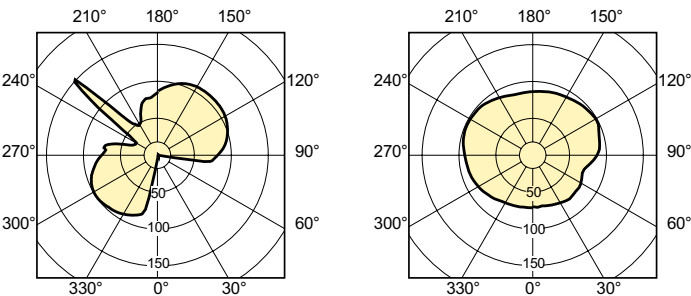
Product	D (max)	D	O	L (min)	L (max)	L	C (max)
CDM-T 35W/842 T6	20 mm	0.75 inch	5 mm	55 mm	57 mm	56 mm	103 mm

Photometric data



Light Distribution Diagram - CDM-T 35W/842 T6

Light Distribution Diagram - CDM-T 35W/842 T6

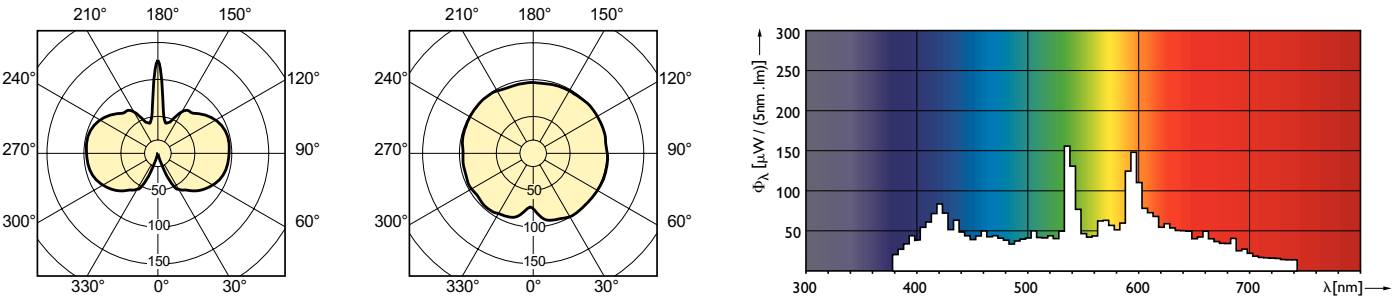


Light Distribution Diagram - CDM-T 35W/842 T6

Light Distribution Diagram - CDM-T 35W/842 T6

MasterColor CDM-T T6

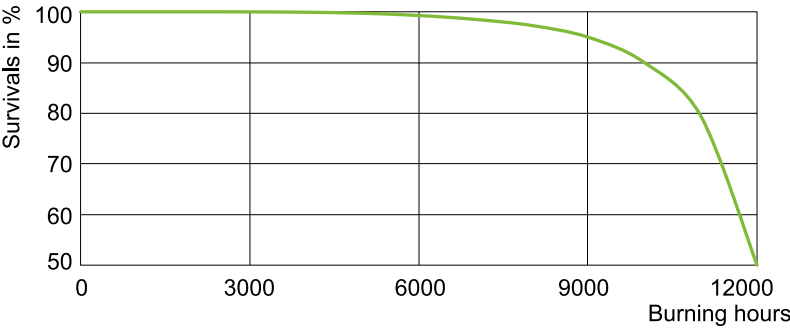
Photometric data



Light Distribution Diagram - CDM-T 35W/842 T6

Spectral Power Distribution Colour - CDM-T 35W/842 T6

Lifetime



Life Expectancy Diagram - CDM-T 35W/842 T6

