



# MasterColor CDM-R Elite

## MASTERColor CDM-R Elite 35W/930 E26/24 PAR30L 10D

The Elite family is at the very top of the MasterColor CDM range, and gives a unique combination of unbeatable light quality and consistent performance over lifetime, while keeping running costs low. MasterColor metal halide lamps deliver consistent white light and higher color rendering than any standard metal halide source for architectural lighting. MasterColor CDM Elite PAR30L lamps deliver similar performance as the MasterColor Elite family lamps in the familiar PAR30L shape.

### Warnings and Safety

- R "WARNING: These lamps can cause serious skin burn and eye inflammation from short wave ultraviolet radiation if outer envelope of the lamp is broken or punctured. Do not use where people will remain for more than a few minutes unless adequate shielding or other safety precautions are used. Certain lamps that will automatically extinguish when the outer envelope is broken or punctured are commercially available." This lamp complies with FDA radiation performance standard 21 CFR subchapter J. (USA: 21 CFR 1040.30 Canada: SOR/DORS/80-381)

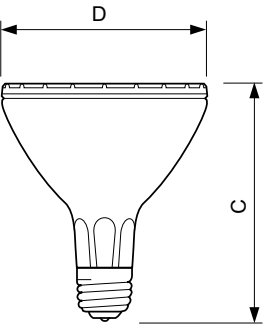
### Product data

General Information		Color Designation	
Cap-Base	E26 [Single Contact Medium Screw]	Warm White (WW)	
Operating Position	UNIVERSAL [Any or Universal (U)]	Chromaticity Coordinate X (Nom)	0.437
Switching Cycle	1,350	Chromaticity Coordinate Y (Nom)	0.400
Life to 50% Failures (Nom)	15,000 hour(s)	Correlated Color Temperature (Nom)	3000 K
Light Technical		Luminous Efficacy (rated) (Nom)	69 lm/W
Color Code	930 [CCT of 3000K]	Color rendering index (CRI)	91
Beam Angle (Nom)	10 degree(s)	LLMF At End Of Nominal Lifetime (Nom)	80 %
Luminous Intensity (Nom)	42,000 cd	Luminous Flux in 90° Cone (Rated)	2,400 lm

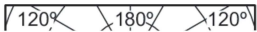
MasterColor CDM-R Elite

Operating and Electrical	
Power Consumption	39 W
Warm-up time to 60% light	120 s
Voltage (Nom)	88 V
Voltage (Nom)	88 V
Controls and Dimming	
Dimmable	No
Mechanical and Housing	
Bulb Finish	Clear
Bulb Shape	PAR30L [PAR 3.75 inch/95mm Long]
Approval and Application	
Mercury (Hg) Content (Nom)	4.7 mg

Dimensional drawing



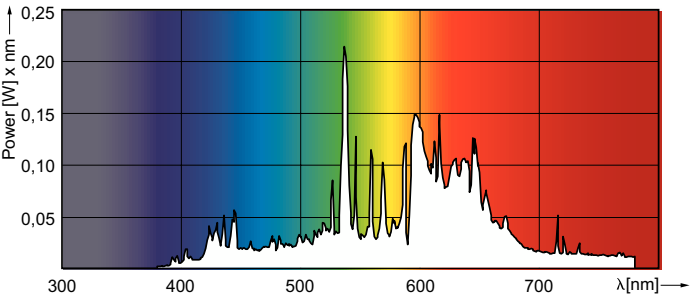
Photometric data



Light Distribution Diagram - MC CDM-R Elite 35W/930 E26 PAR30L 10D

Energy Consumption kWh/1000 h	43 kWh
Product Data	
Order product name	MC CDM-R Elite 35W/930 E26 PAR30L 10D
Full product name	MASTERColor CDM-R Elite 35W/930 E26/24 PAR30L 10D
Order code	426452
Material Nr. (12NC)	928108300615
Numerator - Quantity Per Pack	1
EAN/UPC - Product/Case	046677426453
Numerator - Packs per outer box	6
EAN/UPC - Case	50046677426458

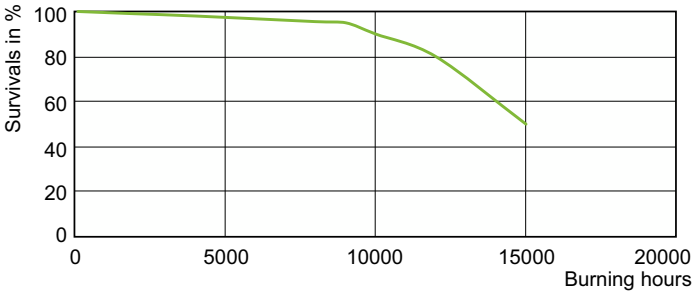
Product	D (max)	C (max)
MC CDM-R Elite 35W/930 E26 PAR30L 10D	97 mm	123 mm



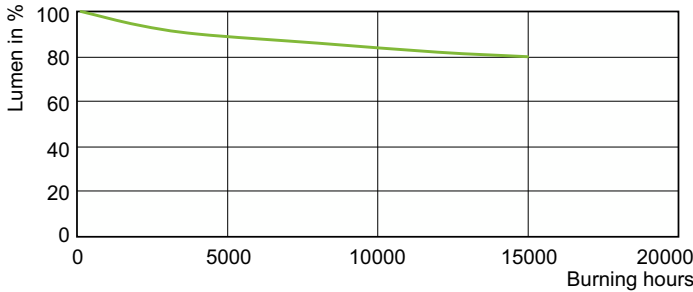
Spectral Power Distribution Colour - MC CDM-R Elite 35W/930 E26 PAR30L 10D

MasterColor CDM-R Elite

Lifetime



Life Expectancy Diagram - MC CDM-R Elite 35W/930 E26 PAR30L 10D



Lumen Maintenance Diagram - MC CDM-R Elite 35W/930 E26 PAR30L 10D

