



SON

SON 50W/220 E27 1CT/24

High Pressure Sodium lamp with opalized ovoid outer bulb

Warnings and Safety

- Control gear must include end-of-life protection (IEC60662, IEC 62035)
- A lamp breaking is extremely unlikely to have any impact on your health. If a lamp breaks, ventilate the room for 30 minutes and remove the parts, preferably with gloves. Put them in a sealed plastic bag and take it to your local waste facilities for recycling. Do not use a vacuum cleaner.

Product data

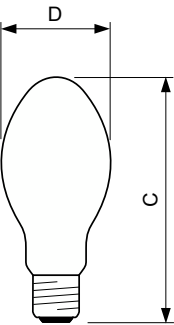
General Information	
Cap-Base	E27 [E27]
Operating Position	UNIVERSAL [Any or Universal (U)]
Flux measurement reference	Sphere
Life to 50% Failures (Nom)	28,000 hour(s)
Light Technical	
Color Code	220 [CCT of 2000K]
Luminous Flux	3,600 lm
Chromaticity Coordinate X (Nom)	0.540
Chromaticity Coordinate Y (Nom)	0.420
Correlated Color Temperature (Nom)	1900 K
Luminous Efficacy (rated) (Nom)	68 lm/W
Color rendering index (CRI)	-
Operating and Electrical	
Power Consumption	53.0 W
Voltage (Nom)	85 V
Voltage (Nom)	85 V

Controls and Dimming	
Dimmable	Yes
Mechanical and Housing	
Bulb Finish	Coated glass
Bulb Shape	BF70 [BF 70mm]
Approval and Application	
Energy Efficiency Class	G
Mercury (Hg) Content (Max)	9.8 mg
Mercury (Hg) Content (Nom)	9.8 mg
Energy Consumption kWh/1000 h	53 kWh
EPREL Registration Number	473392
Product Data	
Order product name	SON 50W/220 E27 1CT/24
Full product name	SON 50W/220 E27 1CT/24
Full product code	871150018195430
Order code	928152908835
Material Nr. (12NC)	928152908835

Numerator - Quantity Per Pack	1
EAN/UPC - Product/Case	8711500181954
Numerator - Packs per outer box	24

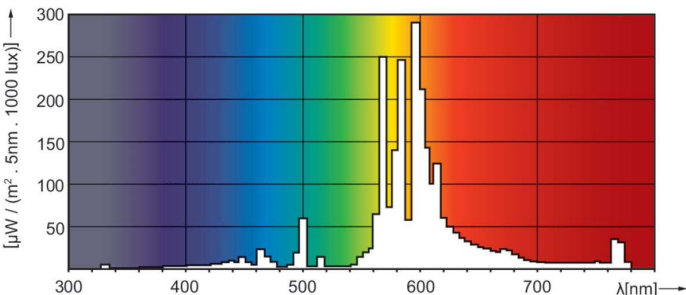
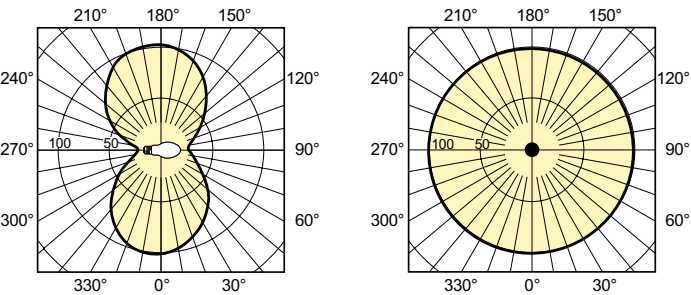
EAN/UPC - Case	8711500181961
----------------	---------------

Dimensional drawing



Product	D (max)	C (max)
SON 50W/220 E27 1CT/24	71 mm	156 mm

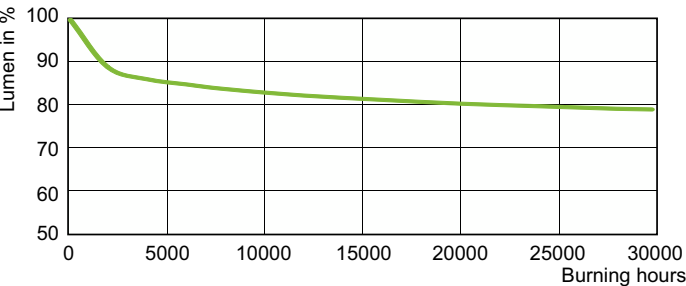
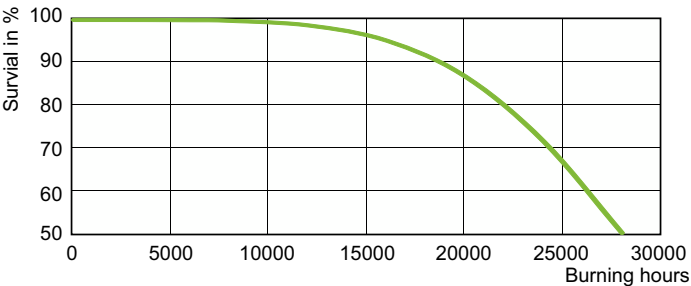
Photometric data



Light Distribution Diagram - SON 50W/220 E27 1CT/24

Spectral Power Distribution Colour - SON 50W/220 E27 1CT/24

Lifetime



Life Expectancy Diagram - SON 50W/220 E27 1CT/24

Lumen Maintenance Diagram - SON 50W/220 E27 1CT/24

SON

