



# MASTERColour CDM-Tm Elite Mini

## MC CDM-Tm Elite Mini 20W/830 GU6.5 1CT

Mini, single-ended, very high-efficiency, long-life Ceramic Metal Halide discharge lamp producing crisp white sparkling light with high colour rendering

### Warnings and Safety

- Use only in totally enclosed luminaire, even during testing (IEC61167, IEC 62035, IEC60598)
- Use only in totally enclosed luminaire, even during testing (IEC61167, IEC 62035, IEC60598)
- The luminaire must be able to contain hot lamp parts if the lamp ruptures
- The luminaire must be able to contain hot lamp parts if the lamp ruptures
- Use only with electronic control gear
- Use only with electronic control gear
- For 50W use with Philips electronic gear only
- For 50W use with Philips electronic gear only
- Control gear must include end-of-life protection (IEC61167, IEC 62035)
- Control gear must include end-of-life protection (IEC61167, IEC 62035)
- A lamp breaking is extremely unlikely to have any impact on your health. If a lamp breaks, ventilate the room for 30 minutes and remove the parts, preferably with gloves. Put them in a sealed plastic bag and take it to your local waste facilities for recycling. Do not use a vacuum cleaner.

### Product data

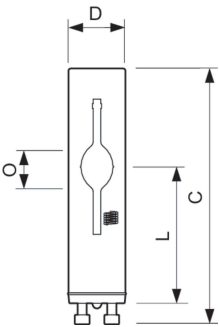
General Information			
Cap-Base	GU6.5	Luminous Flux	1,800 lm
Operating Position	UNIVERSAL [Any or Universal (U)]	Color Designation	Warm White (WW)
Flux measurement reference	Sphere	Chromaticity Coordinate X (Nom)	0.434
Life to 50% Failures (Nom)	20,000 hour(s)	Chromaticity Coordinate Y (Nom)	0.398
Light Technical		Correlated Color Temperature (Nom)	3000 K
Color Code	830 [CCT of 3000K]	Luminous Efficacy (rated) (Nom)	90 lm/W
		Color rendering index (CRI)	84

MASTERColour CDM-Tm Elite Mini

Arc Length O (Nom)	3.4 mm
Operating and Electrical	
Power Consumption	20.1 W
Voltage (Nom)	95 V
Voltage (Nom)	95 V
Controls and Dimming	
Dimmable	No
Mechanical and Housing	
Bulb Finish	Clear
Bulb Shape	T-4
Approval and Application	
Energy Efficiency Class	G
Mercury (Hg) Content (Max)	3.5 mg

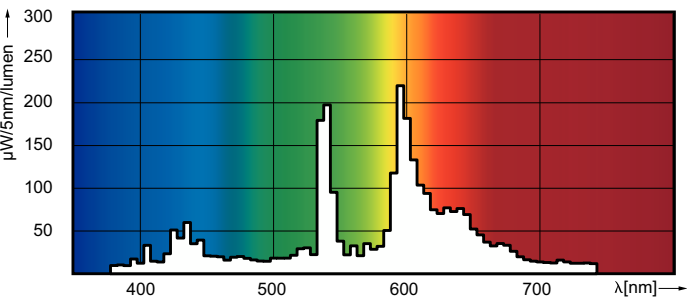

Mercury (Hg) Content (Nom)	3.5 mg
Energy Consumption kWh/1000 h	21 kWh
EPREL Registration Number	473256
Product Data	
Order product name	MC CDM-Tm Elite Mini 20W/830 GU6.5 1CT
Full product name	MC CDM-Tm Elite Mini 20W/830 GU6.5 1CT
Full product code	872790089083900
Order code	928183505130
Material Nr. (12NC)	928183505130
Numerator - Quantity Per Pack	1
EAN/UPC - Product/Case	8727900890839
Numerator - Packs per outer box	12
EAN/UPC - Case	8727900890846

Dimensional drawing



Product	D (max)	D	O	L (min)	L (max)	L	C (max)
MC CDM-Tm Elite Mini 20W/830 GU6.5 1CT	13.3 mm	0.5 inch	3.4 mm	28 mm	32 mm	30 mm	56.7 mm

Photometric data

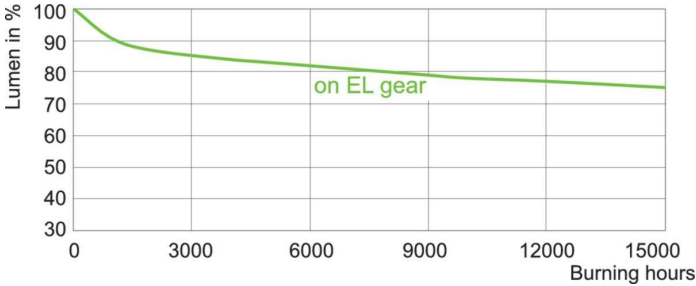
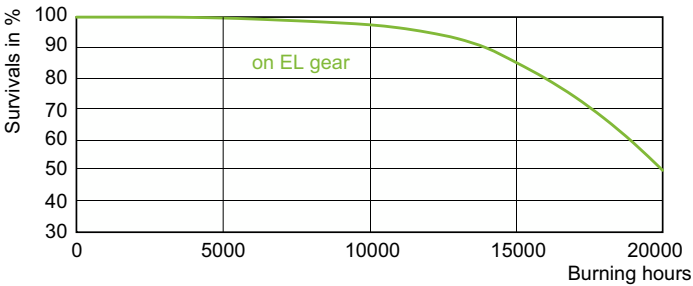


Light Distribution Diagram - MC CDM-Tm Elite Mini 20W/830 GU6.5 1CT

Spectral Power Distribution Colour - MC CDM-Tm Elite Mini 20W/830 GU6.5 1CT

MASTERColour CDM-Tm Elite Mini

Lifetime



Life Expectancy Diagram - MC CDM-Tm Elite Mini 20W/830 GU6.5 1CT

Lumen Maintenance Diagram - MC CDM-Tm Elite Mini 20W/830 GU6.5 1CT

