



MASTERColour CDM-T Elite

MASTERC CDM-T Elite 70W/930 G12 1CT/12

Single-ended, very high-efficiency, long-life Ceramic Metal Halide discharge lamp producing crisp white sparkling light with high color rendering

Warnings and Safety

- Use only in totally enclosed luminaire, even during testing (IEC61167, IEC 62035, IEC60598)
- The luminaire must be able to contain hot lamp parts if the lamp ruptures
- Use only with electronic control gear. 35W & 70W lamps may also use electromagnetic gear.
- Control gear must include end-of-life protection (IEC61167, IEC 62035)
- A lamp breaking is extremely unlikely to have any impact on your health. If a lamp breaks, ventilate the room for 30 minutes and remove the parts, preferably with gloves. Put them in a sealed plastic bag and take it to your local waste facilities for recycling. Do not use a vacuum cleaner.

Product data

General Information	
Cap-Base	G12
Operating Position	UNIVERSAL [Any or Universal (U)]
Life to 50% Failures (Nom)	20,000 hour(s)
Light Technical	
Color Code	930 [CCT of 3000K]
Color Designation	Warm White (WW)
Chromaticity Coordinate X (Nom)	0.435
Chromaticity Coordinate Y (Nom)	0.396
Correlated Color Temperature (Nom)	3000 K
Luminous Efficacy (rated) (Nom)	103 lm/W
Color rendering index (CRI)	90

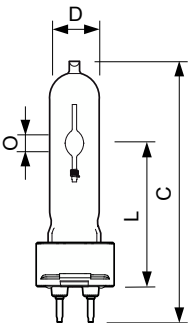
Arc Length O (Nom)	7.15 mm
Operating and Electrical	
Power Consumption	73.2 W
Voltage (Nom)	85 V
Voltage (Nom)	85 V
Controls and Dimming	
Dimmable	No
Mechanical and Housing	
Bulb Finish	Clear
Bulb Shape	T19

MASTERC colour CDM-T Elite

Approval and Application	
Mercury (Hg) Content (Nom)	6.6 mg
Energy Consumption kWh/1000 h	80 kWh
Product Data	
Order product name	MASTERC CDM-T Elite 70W/930 G12 1CT/12
Full product name	MASTERC CDM-T Elite 70W/930 G12 1CT/12
Full product code	87186964845500

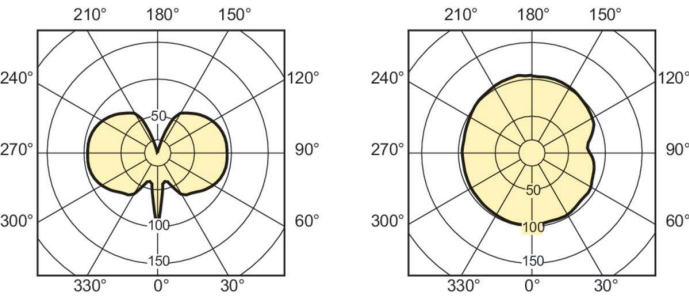
Order code	928185305129
Material Nr. (12NC)	928185305129
Numerator - Quantity Per Pack	1
EAN/UPC - Product/Case	8718696484555
Numerator - Packs per outer box	12
EAN/UPC - Case	8718696484562

Dimensional drawing

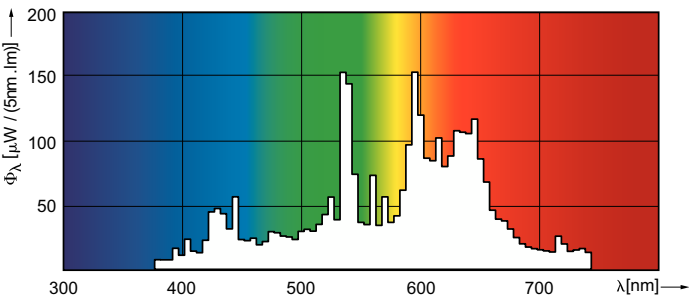


Product	D (max)	O	L (min)	L (max)	L	C (max)
MASTERC CDM-T Elite 70W/930 G12 1CT/12	20 mm	7.15 mm	55 mm	57 mm	56 mm	103 mm

Photometric data



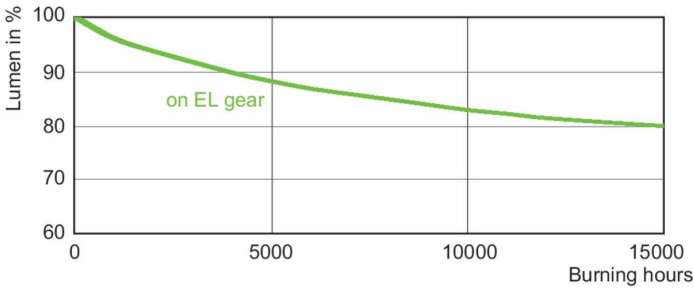
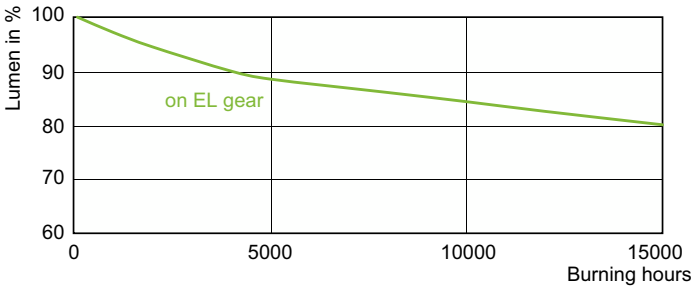
Light Distribution Diagram - MASTERC CDM-T Elite 70W/930 G12 1CT/12



Spectral Power Distribution Colour - MASTERC CDM-T Elite 70W/930 G12 1CT/12

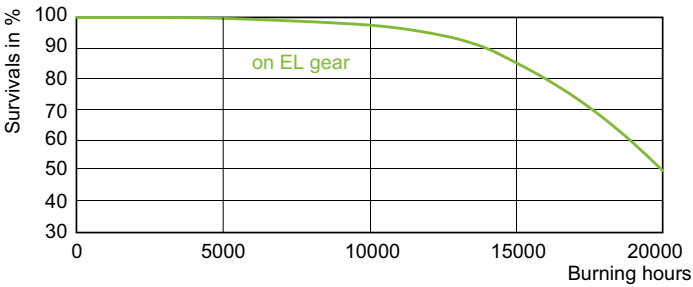
MASTERC colour CDM-T Elite

Lifetime



Lumen Maintenance Diagram - MASTERC CDM-T Elite 70W/930 G12 1CT/12

Lumen Maintenance Diagram - MASTERC CDM-T Elite 70W/930 G12 1CT/12



Life Expectancy Diagram - MASTERC CDM-T Elite 70W/930 G12 1CT/12

