



MASTERColour CDM-T Elite

MASTERC CDM-T Elite 150W/942 G12 1CT/12

Single-ended, very high-efficiency, long-life Ceramic Metal Halide discharge lamp producing crisp white sparkling light with high color rendering

Warnings and Safety

- Use only in totally enclosed luminaire, even during testing (IEC61167, IEC 62035, IEC60598)
- The luminaire must be able to contain hot lamp parts if the lamp ruptures
- Use only with electronic control gear. 35W & 70W lamps may also use electromagnetic gear.
- Control gear must include end-of-life protection (IEC61167, IEC 62035)
- A lamp breaking is extremely unlikely to have any impact on your health. If a lamp breaks, ventilate the room for 30 minutes and remove the parts, preferably with gloves. Put them in a sealed plastic bag and take it to your local waste facilities for recycling. Do not use a vacuum cleaner.

Product data

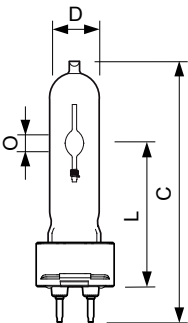
General Information		Arc Length O (Nom)	
Cap-Base	G12 [G12]	10 mm	
Operating Position	UNIVERSAL [Any or Universal (U)]		
Life to 50% Failures (Nom)	15,000 hour(s)		
Light Technical		Operating and Electrical	
Color Code	942 [CCT of 4200K]	Power Consumption	149 W
Color Designation	Cool White (CW)	Voltage (Nom)	88 V
Chromaticity Coordinate X (Nom)	0.371	Voltage (Nom)	88 V
Chromaticity Coordinate Y (Nom)	0.374		
Correlated Color Temperature (Nom)	4200 K	Controls and Dimming	
Luminous Efficacy (rated) (Nom)	114 lm/W	Dimmable	No
Color rendering index (CRI)	91		
		Mechanical and Housing	
		Bulb Finish	Clear
		Bulb Shape	T24 [T 24mm]

MASTERC colour CDM-T Elite

Approval and Application	
Mercury (Hg) Content (Nom)	12.6 mg
Energy Consumption kWh/1000 h	164 kWh
Product Data	
Order product name	MASTERC CDM-T Elite 150W/942 G12 1CT/12
Full product name	MASTERC CDM-T Elite 150W/942 G12 1CT/12
Full product code	871829179234500

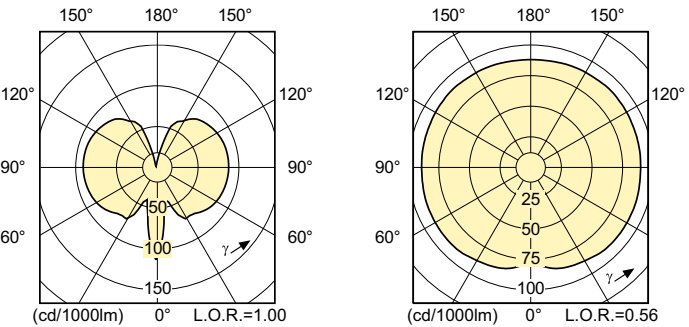
Order code	928185605131
Material Nr. (12NC)	928185605131
Numerator - Quantity Per Pack	1
EAN/UPC - Product/Case	8718291792345
Numerator - Packs per outer box	12
EAN/UPC - Case	8718291792352

Dimensional drawing




Product	D (max)	O	L (min)	L (max)	L	C (max)
MASTERC CDM-T Elite 150W/942 G12 1CT/12	25 mm	10 mm	71.5 mm	73.5 mm	72.5 mm	135 mm

Photometric data



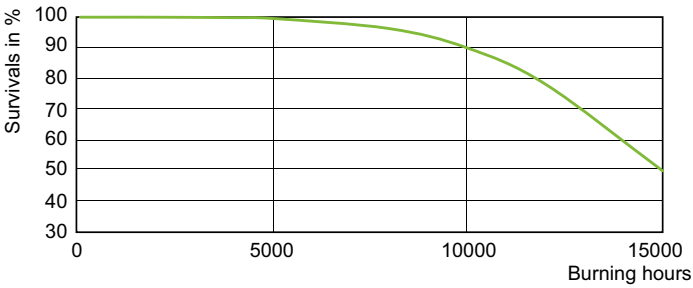
Light Distribution Diagram - MASTERC CDM-T Elite 150W/942 G12 1CT/12



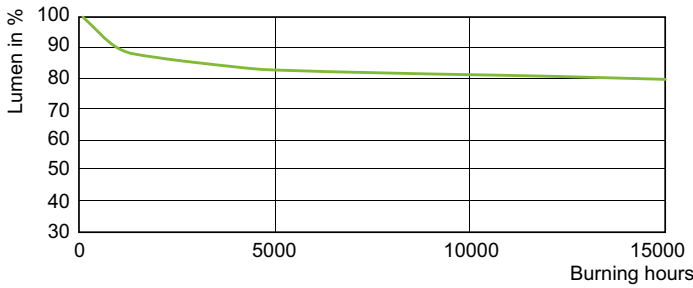
Spectral Power Distribution Colour - MASTERC CDM-T Elite 150W/942 G12 1CT/12

MASTERC colour CDM-T Elite

Lifetime



Life Expectancy Diagram - MASTERC CDM-T Elite 150W/942 G12 1CT/12



Lumen Maintenance Diagram - MASTERC CDM-T Elite 150W/942 G12 1CT/12

