



MASTERColour CDM-TC Elite

MASTERC CDM-TC Elite 35W/930 G8.5 1CT/12

Compact, single-ended, very high-efficiency, long-life ceramic metal-halide discharge lamp producing crisp white sparkling light with high color rendering

Warnings and Safety

- Use only in totally enclosed luminaire, even during testing (IEC61167, IEC 62035, IEC60598)
- The luminaire must be able to contain hot lamp parts if the lamp ruptures
- Use only with electronic control gear
- Control gear must include end-of-life protection (IEC61167, IEC 62035)
- A lamp breaking is extremely unlikely to have any impact on your health. If a lamp breaks, ventilate the room for 30 minutes and remove the parts, preferably with gloves. Put them in a sealed plastic bag and take it to your local waste facilities for recycling. Do not use a vacuum cleaner.

Product data

| General Information | |
|------------------------------------|----------------------------------|
| Cap-Base | G8.5 [G8.5] |
| Operating Position | UNIVERSAL [Any or Universal (U)] |
| Life to 50% Failures (Nom) | 20,000 hour(s) |
| Light Technical | |
| Color Code | 930 [CCT of 3000K] |
| Color Designation | Warm White (WW) |
| Chromaticity Coordinate X (Nom) | 0.435 |
| Chromaticity Coordinate Y (Nom) | 0.396 |
| Correlated Color Temperature (Nom) | 3000 K |
| Luminous Efficacy (rated) (Nom) | 102 lm/W |
| Color rendering index (CRI) | 90 |

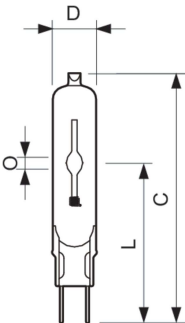
| Arc Length O (Nom) | 4.8 mm |
|--------------------------|---------------|
| Operating and Electrical | |
| Power Consumption | 39.0 W |
| Voltage (Nom) | 85 V |
| Voltage (Nom) | 85 V |
| Controls and Dimming | |
| Dimmable | No |
| Mechanical and Housing | |
| Bulb Finish | Clear |
| Bulb Shape | T14 [T 14 mm] |

MASTERC colour CDM-TC Elite

| | |
|-------------------------------|--|
| Approval and Application | |
| Mercury (Hg) Content (Nom) | 4.7 mg |
| Energy Consumption kWh/1000 h | 43 kWh |
| Product Data | |
| Order product name | MASTERC CDM-TC Elite 35W/930 G8.5 1CT/12 |
| Full product name | MASTERC CDM-TC Elite 35W/930 G8.5 1CT/12 |
| Full product code | 871869643728500 |

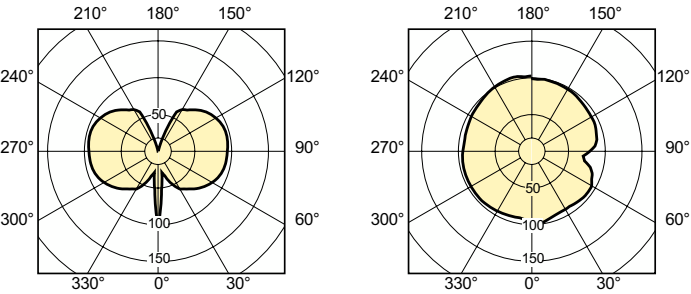
| | |
|---------------------------------|---------------|
| Order code | 928189105105 |
| Material Nr. (12NC) | 928189105105 |
| Numerator - Quantity Per Pack | 1 |
| EAN/UPC - Product/Case | 8718696437285 |
| Numerator - Packs per outer box | 12 |
| EAN/UPC - Case | 8718696437292 |

Dimensional drawing

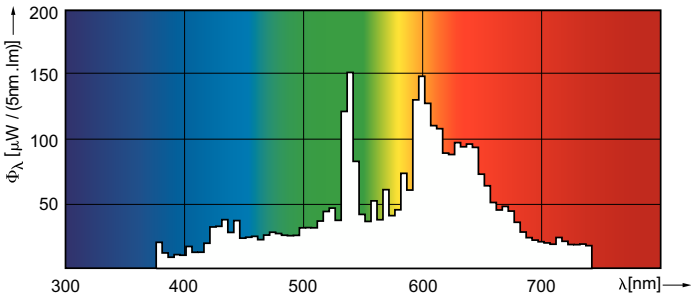


| Product | D (max) | O | L (min) | L (max) | L | C (max) |
|--|---------|--------|---------|---------|-------|---------|
| MASTERC CDM-TC Elite 35W/930 G8.5 1CT/12 | 15 mm | 4.8 mm | 51 mm | 53 mm | 52 mm | 85 mm |

Photometric data



Light Distribution Diagram - MASTERC CDM-TC Elite 35W/930 G8.5 1CT/12



Spectral Power Distribution Colour - MASTERC CDM-TC Elite 35W/930 G8.5 1CT/12

MASTERC colour CDM-TC Elite

Lifetime

Lumen Maintenance Diagram - MASTERC CDM-TC Elite 35W/930 G8.5 1CT/12

Life Expectancy Diagram - MASTERC CDM-TC Elite 35W/930 G8.5 1CT/12

