



# MASTERColour CDM-T Elite



## MASTERC CDM-T Elite 50W/930 G12 1CT/12

Single-ended, very high-efficiency, long-life Ceramic Metal Halide discharge lamp producing crisp white sparkling light with high color rendering

### Warnings and Safety

- Use only in totally enclosed luminaire, even during testing (IEC61167, IEC 62035, IEC60598)
- The luminaire must be able to contain hot lamp parts if the lamp ruptures
- Use only with electronic control gear. 35W & 70W lamps may also use electromagnetic gear.
- Control gear must include end-of-life protection (IEC61167, IEC 62035)
- A lamp breaking is extremely unlikely to have any impact on your health. If a lamp breaks, ventilate the room for 30 minutes and remove the parts, preferably with gloves. Put them in a sealed plastic bag and take it to your local waste facilities for recycling. Do not use a vacuum cleaner.

### Product data

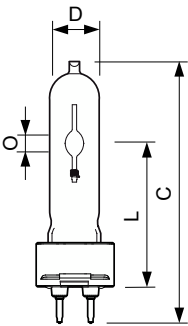
| General Information                |                                  | Color rendering index (CRI) |        |
|------------------------------------|----------------------------------|-----------------------------|--------|
| Cap-Base                           | G12                              |                             | 90     |
| Operating Position                 | UNIVERSAL [Any or Universal (U)] | Arc Length O (Nom)          | 6 mm   |
| Flux measurement reference         | Sphere                           | Operating and Electrical    |        |
| Life to 50% Failures (Nom)         | 20,000 hour(s)                   | Power Consumption           | 50.2 W |
| Light Technical                    |                                  | Voltage (Nom)               | 90 V   |
| Color Code                         | 930 [CCT of 3000K]               | Voltage (Nom)               | 90 V   |
| Luminous Flux                      | 5,450 lm                         | Controls and Dimming        |        |
| Color Designation                  | Warm White (WW)                  | Dimmable                    | No     |
| Chromaticity Coordinate X (Nom)    | 0.434                            | Mechanical and Housing      |        |
| Chromaticity Coordinate Y (Nom)    | 0.398                            | Bulb Finish                 | Clear  |
| Correlated Color Temperature (Nom) | 3000 K                           |                             |        |
| Luminous Efficacy (rated) (Nom)    | 108 lm/W                         |                             |        |

MASTERC colour CDM-T Elite

|                               |  |
|-------------------------------|--|
| Bulb Shape                    | T19                                    |
| Approval and Application      |  |
| Energy Efficiency Class       | F                                      |
| Mercury (Hg) Content (Max)    | 6.6 mg                                 |
| Mercury (Hg) Content (Nom)    | 6.6 mg                                 |
| Energy Consumption kWh/1000 h | 51 kWh                                 |
| EPREL Registration Number     | 473269                                 |
| Product Data                  |  |
| Order product name            | MASTERC CDM-T Elite 50W/930 G12 1CT/12 |

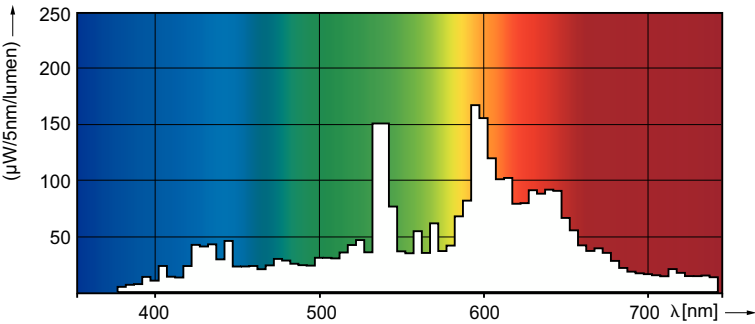
|                                 |  |
|---------------------------------|--|
| Full product name               | MASTERC CDM-T Elite 50W/930 G12 1CT/12 |
| Full product code               | 872790093060300                        |
| Order code                      | 928191705131                           |
| Material Nr. (12NC)             | 928191705131                           |
| Numerator - Quantity Per Pack   | 1                                      |
| EAN/UPC - Product/Case          | 8727900930603                          |
| Numerator - Packs per outer box | 12                                     |
| EAN/UPC - Case                  | 8727900930610                          |

Dimensional drawing



| Product                                   | D (max) | O    | L (min) | L (max) | L     | C (max) |
|---|---------|------|---------|---------|-------|---------|
| MASTERC CDM-T Elite 50W/930<br>G12 1CT/12 | 20 mm   | 6 mm | 55 mm   | 57 mm   | 56 mm | 103 mm  |

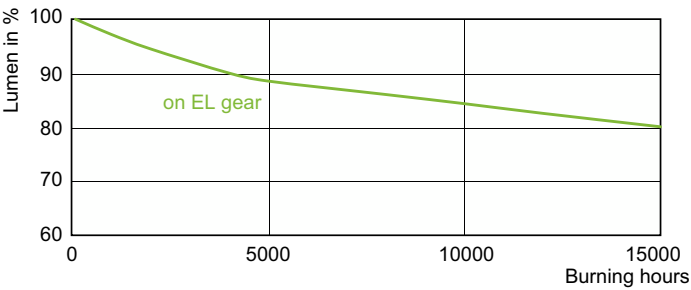
Photometric data



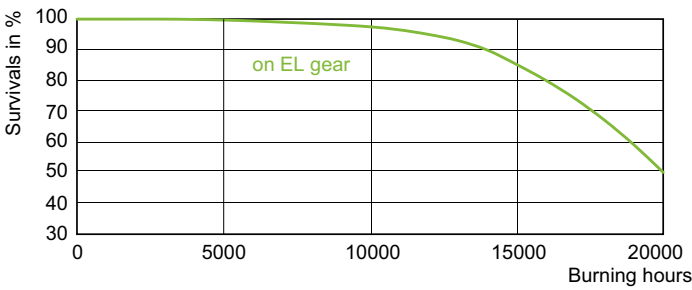
Spectral Power Distribution Colour - MASTERC CDM-T Elite 50W/930 G12 1CT/12

MASTERC colour CDM-T Elite

Lifetime



Lumen Maintenance Diagram - MASTERC CDM-T Elite 50W/930 G12 1CT/12



Life Expectancy Diagram - MASTERC CDM-T Elite 50W/930 G12 1CT/12

