



MASTERColour CDM-T Elite

MASTERC CDM-T Elite 35W/942 G12 1CT

Single-ended, high-efficiency Ceramic Metal Halide discharge lamp

Warnings and Safety

- Use only in totally enclosed luminaire, even during testing (IEC61167, IEC 62035, IEC60598)
- The luminaire must be able to contain hot lamp parts if the lamp ruptures
- Use only with electronic control gear. 35W & 70W lamps may also use electromagnetic gear.
- Control gear must include end-of-life protection (IEC61167, IEC 62035)
- A lamp breaking is extremely unlikely to have any impact on your health. If a lamp breaks, ventilate the room for 30 minutes and remove the parts, preferably with gloves. Put them in a sealed plastic bag and take it to your local waste facilities for recycling. Do not use a vacuum cleaner.

Product data

General Information	
Cap-Base	G12 [G12]
Operating Position	UNIVERSAL [Any or Universal (U)]
Life to 50% Failures (Nom)	15,000 hour(s)

Light Technical	
Color Code	942 [CCT of 4200K]
Color Designation	Cool White (CW)
Chromaticity Coordinate X (Nom)	0.366
Chromaticity Coordinate Y (Nom)	0.364
Correlated Color Temperature (Nom)	4200 K
Luminous Efficacy (rated) (Nom)	98 lm/W
Color rendering index (CRI)	90
Arc Length O (Nom)	5.2 mm

Operating and Electrical	
Power Consumption	39.1 W
Voltage (Nom)	90 V
Voltage (Nom)	90 V

Controls and Dimming	
Dimmable	No

Mechanical and Housing	
Bulb Finish	Clear
Bulb Shape	T19 [T 19mm]

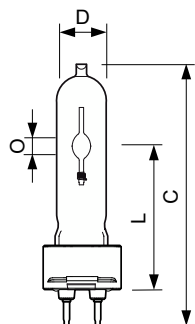
Approval and Application	
Mercury (Hg) Content (Nom)	4.9 mg

MASTERC colour CDM-T Elite

Energy Consumption kWh/1000 h	43 kWh
Product Data	
Order product name	MASTERC CDM-T Elite 35W/942 G12 1CT
Full product name	MASTERC CDM-T Elite 35W/942 G12 1CT
Full product code	871869648453100
Order code	928193605129

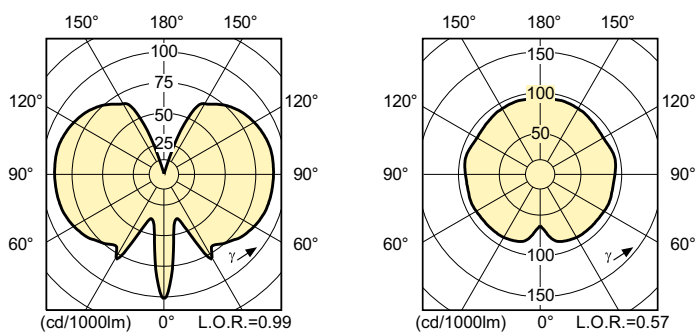
Material Nr. (12NC)	928193605129
Numerator - Quantity Per Pack	1
EAN/UPC - Product/Case	8718696484531
Numerator - Packs per outer box	12
EAN/UPC - Case	8718696484548

Dimensional drawing

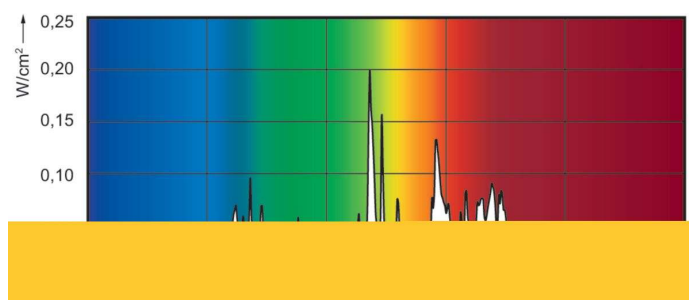


Product	D (max)	O	L (min)	L (max)	L	C (max)
MASTERC CDM-T Elite 35W/942	20 mm	5.2 mm	55 mm	57 mm	56 mm	103 mm
G12 ICT						

Photometric data



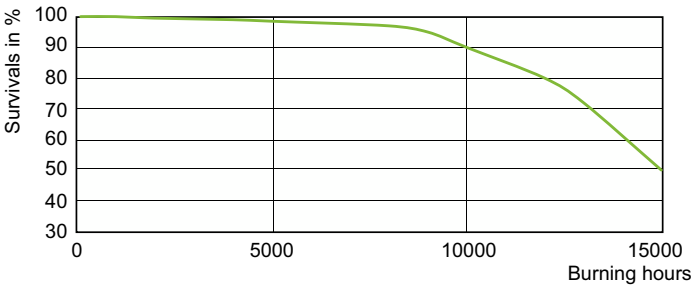
Light Distribution Diagram - MASTERC CDM-T Elite 35W/942 G12 1CT



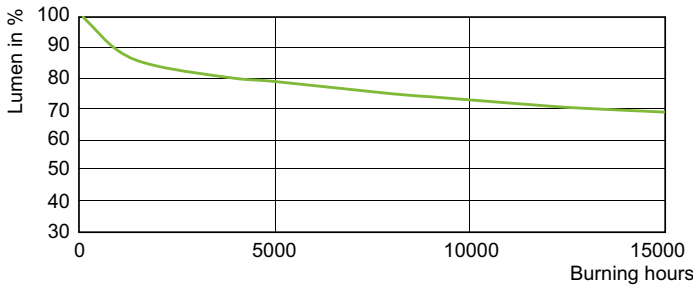
Spectral Power Distribution Colour - MASTERC CDM-T Elite 35W/942 G12
1CT

MASTERC colour CDM-T Elite

Lifetime



Life Expectancy Diagram - MASTERC CDM-T Elite 35W/942 G12 1CT



Lumen Maintenance Diagram - MASTERC CDM-T Elite 35W/942 G12 1CT

