



MASTERColour CDM-TC Elite

MASTERC CDM-TC Elite 35W/942 G8.5 1CT

Single-ended, compact size, high-efficiency Ceramic Metal Halide discharge lamp

Warnings and Safety

- Use only in totally enclosed luminaire, even during testing (IEC61167, IEC 62035, IEC60598)
- Use only in totally enclosed luminaire, even during testing (IEC61167, IEC 62035, IEC60598)
- The luminaire must be able to contain hot lamp parts if the lamp ruptures
- The luminaire must be able to contain hot lamp parts if the lamp ruptures
- Use only with electronic control gear
- Use only with electronic control gear
- Control gear must include end-of-life protection (IEC61167, IEC 62035)
- Control gear must include end-of-life protection (IEC61167, IEC 62035)
- A lamp breaking is extremely unlikely to have any impact on your health. If a lamp breaks, ventilate the room for 30 minutes and remove the parts, preferably with gloves. Put them in a sealed plastic bag and take it to your local waste facilities for recycling. Do not use a vacuum cleaner.
- A lamp breaking is extremely unlikely to have any impact on your health. If a lamp breaks, ventilate the room for 30 minutes and remove the parts, preferably with gloves. Put them in a sealed plastic bag and take it to your local waste facilities for recycling. Do not use a vacuum cleaner.

Product data

General Information	
Cap-Base	G8.5
Operating Position	UNIVERSAL [Any or Universal (U)]
Life to 50% Failures (Nom)	15,000 hour(s)
Light Technical	
Color Code	942 [CCT of 4200K]
Color Designation	Cool White (CW)

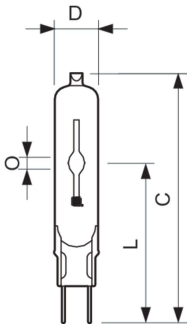
Chromaticity Coordinate X (Nom)	0.371
Chromaticity Coordinate Y (Nom)	0.366
Correlated Color Temperature (Nom)	4200 K
Luminous Efficacy (rated) (Nom)	97 lm/W
Color rendering index (CRI)	90
Arc Length O (Nom)	5.2 mm

MASTERC colour CDM-TC Elite

Operating and Electrical	
Power Consumption	39.1 W
Voltage (Nom)	91 V
Voltage (Nom)	91 V
Controls and Dimming	
Dimmable	No
Mechanical and Housing	
Bulb Finish	Clear
Bulb Shape	T14
Approval and Application	
Mercury (Hg) Content (Nom)	4.9 mg

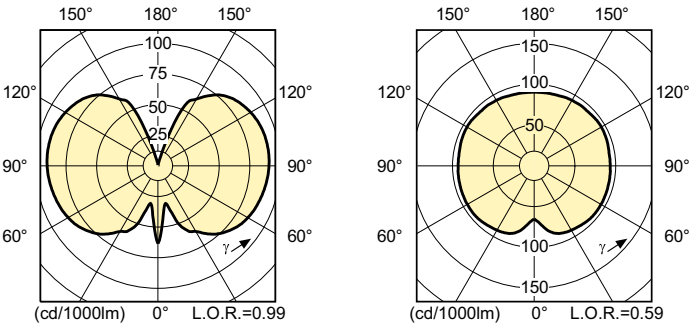
Energy Consumption kWh/1000 h	43 kWh
Product Data	
Order product name	MASTERC CDM-TC Elite 35W/942 G8.5 1CT
Full product name	MASTERC CDM-TC Elite 35W/942 G8.5 1CT
Full product code	871869648469200
Order code	928193805129
Material Nr. (12NC)	928193805129
Numerator - Quantity Per Pack	1
EAN/UPC - Product/Case	8718696484692
Numerator - Packs per outer box	12
EAN/UPC - Case	8718696484708

Dimensional drawing



Product	D (max)	O	L (min)	L (max)	L	C (max)
MASTERC CDM-TC Elite 35W/942 G8.5 1CT	15 mm	5.2 mm	51 mm	53 mm	52 mm	85 mm

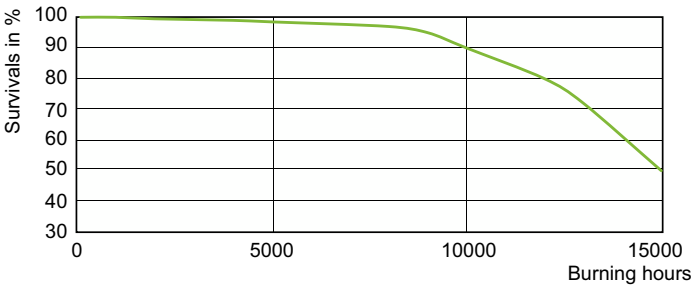
Photometric data



Light Distribution Diagram - MASTERC CDM-TC Elite 35W/942 G8.5 1CT

MASTERCcolour CDM-TC Elite

Lifetime



Life Expectancy Diagram - MASTERC CDM-TC Elite 35W/942 G8.5 1CT

Lumen Maintenance Diagram - MASTERC CDM-TC Elite 35W/942 G8.5 1CT

