



MASTERColour CDM-Tm Elite Mini

MC CDM-Tm Elite Mini 50W/930 GU6.5

Mini, single-ended, very high-efficiency, long-life Ceramic Metal Halide discharge lamp producing crisp white sparkling light with high color rendering

Warnings and Safety

- Use only in totally enclosed luminaire, even during testing (IEC61167, IEC 62035, IEC60598)
- The luminaire must be able to contain hot lamp parts if the lamp ruptures
- Use only with electronic control gear
- For 50W use with Philips electronic gear only
- Control gear must include end-of-life protection (IEC61167, IEC 62035)
- A lamp breaking is extremely unlikely to have any impact on your health. If a lamp breaks, ventilate the room for 30 minutes and remove the parts, preferably with gloves. Put them in a sealed plastic bag and take it to your local waste facilities for recycling. Do not use a vacuum cleaner.

Product data

General Information	
Cap-Base	GU6.5 [GU6.5]
Operating Position	UNIVERSAL [Any or Universal (U)]
Life to 50% Failures (Nom)	20,000 hour(s)
Light Technical	
Color Code	930 [CCT of 3000K]
Color Designation	Warm White (WW)
Chromaticity Coordinate X (Nom)	0.437
Chromaticity Coordinate Y (Nom)	0.396
Correlated Color Temperature (Nom)	3000 K
Luminous Efficacy (rated) (Nom)	107 lm/W
Color rendering index (CRI)	91

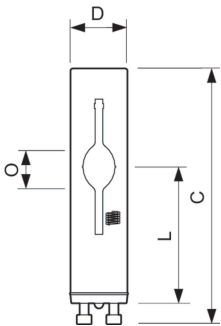
Arc Length O (Nom)	5.9 mm
Operating and Electrical	
Power Consumption	50.0 W
Voltage (Nom)	90 V
Voltage (Nom)	90 V
Controls and Dimming	
Dimmable	No
Mechanical and Housing	
Bulb Finish	Clear

MASTERC colour CDM-Tm Elite Mini

Bulb Shape	T13.3 [T 13.3mm]
Approval and Application	
Mercury (Hg) Content (Nom)	6.4 mg
Energy Consumption kWh/1000 h	55 kWh
Product Data	
Order product name	MC CDM-Tm Elite Mini 50W/930 GU6.5
Full product name	MC CDM-Tm Elite Mini 50W/930 GU6.5

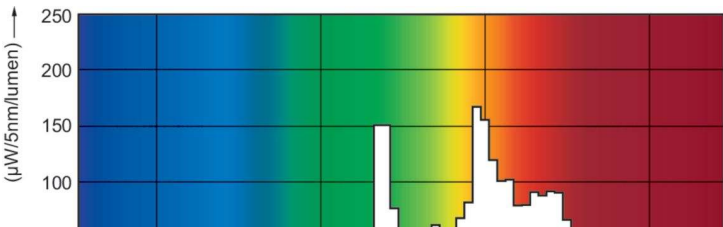
Full product code	871829115386300
Order code	928196505130
Material Nr. (12NC)	928196505130
Numerator - Quantity Per Pack	1
EAN/UPC - Product/Case	8718291153863
Numerator - Packs per outer box	12
EAN/UPC - Case	8718291153870

Dimensional drawing



Product	D (max)	D	O	L (min)	L (max)	L	C (max)
MC CDM-Tm Elite Mini 50W/930 GU6.5	13.3 mm	0.5 inch	5.9 mm	28 mm	32 mm	30 mm	56.7 mm

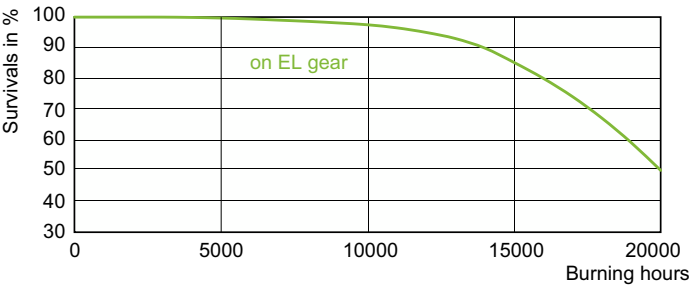
Photometric data



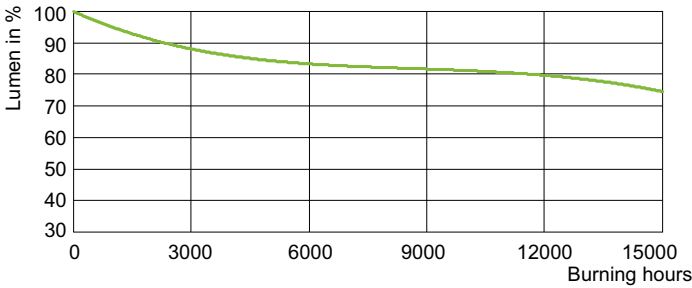
Spectral Power Distribution Colour - MC CDM-Tm Elite Mini 50W/930 GU6.5

MASTERColour CDM-Tm Elite Mini

Lifetime



Life Expectancy Diagram - MC CDM-Tm Elite Mini 50W/930 GU6.5



Lumen Maintenance Diagram - MC CDM-Tm Elite Mini 50W/930 GU6.5

