



MASTER HPI-T Plus

MASTER HPI-T Plus 250W/645 E40 1SL/12

Quartz metal halide lamps with clear outer bulb

Warnings and Safety

- Use only in totally enclosed luminaire, even during testing (IEC61167, IEC 62035, IEC60598)
- The luminaire must be able to contain hot lamp parts if the lamp ruptures
- For use with control gear designed for high-pressure mercury or sodium lamps
- A lamp breaking is extremely unlikely to have any impact on your health. If a lamp breaks, ventilate the room for 30 minutes and remove the parts, preferably with gloves. Put them in a sealed plastic bag and take it to your local waste facilities for recycling. Do not use a vacuum cleaner.

Product data

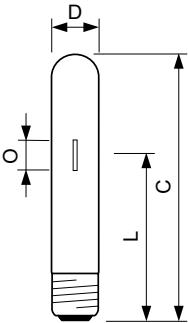
General Information		Voltage (Nom) 128 V	
Cap-Base	E40		
Operating Position	P20 [Parallel +/-20D or Horizontal(HOR)]	Controls and Dimming	
Life to 50% Failures (Nom)	20,000 hour(s)	Dimmable	No
Light Technical		Mechanical and Housing	
Color Code	645 [CCT of 4500K]	Bulb Finish	Clear
Color Designation	Cool White (CW)	Bulb Shape	T46
Chromaticity Coordinate X (Nom)	365	Approval and Application	
Chromaticity Coordinate Y (Nom)	377	Mercury (Hg) Content (Nom)	36 mg
Correlated Color Temperature (Nom)	4500 K	Energy Consumption kWh/1000 h	272 kWh
Luminous Efficacy (rated) (Nom)	79 lm/W	Product Data	
Color rendering index (CRI)	65	Order product name	MASTER HPI-T Plus 250W/645 E40 1SL/12
Arc Length O (Nom)	29 mm	Full product name	MASTER HPI-T Plus 250W/645 E40 1SL/12
Operating and Electrical		Full product code	871150017989015
Power Consumption	247 W	Order code	928481300098
Voltage (Nom)	128 V		

MASTER HPI-T Plus

Material Nr. (12NC)	928481300098
Local order code	HPIT250WGES
Numerator - Quantity Per Pack	1
EAN/UPC - Product/Case	8711500179890

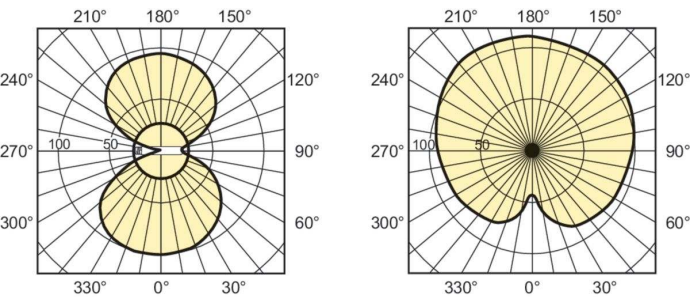
Numerator - Packs per outer box	12
EAN/UPC - Case	8711500182975

Dimensional drawing

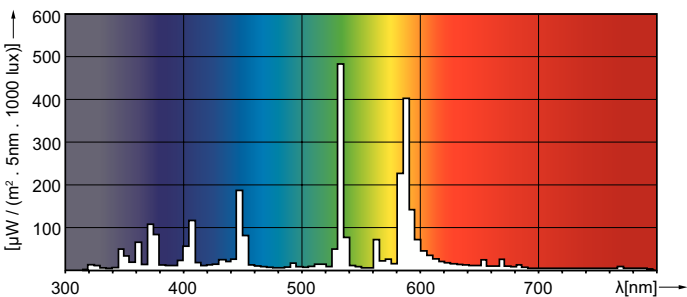


Product	D (max)	O	L	C (max)
MASTER HPI-T Plus 250W/645 E40 1SL/12	47 mm	29 mm	155 mm	255 mm

Photometric data

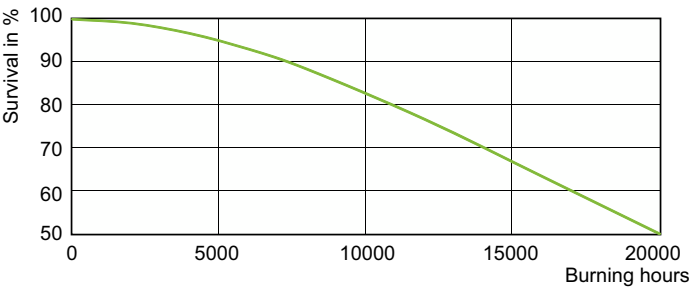


Light Distribution Diagram - MASTER HPI-T Plus 250W/645 E40 1SL/12

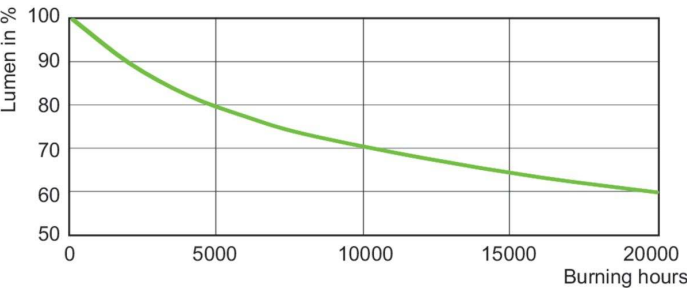


Spectral Power Distribution Colour - MASTER HPI-T Plus 250W/645 E40 1SL/12

Lifetime



Life Expectancy Diagram - MASTER HPI-T Plus 250W/645 E40 1SL/12



Lumen Maintenance Diagram - MASTER HPI-T Plus 250W/645 E40 1SL/12

MASTER HPI-T Plus

