



# HPI-T High Wattage

## HPI-T 1000W/543 E40 1SL/4

Quartz metal halide lamps with clear outer bulb

### Warnings and Safety

- Use only in totally enclosed luminaire, even during testing (IEC61167, IEC 62035, IEC60598)
- The luminaire must be able to contain hot lamp parts if the lamp ruptures
- For use with control gear designed for high-pressure mercury lamps
- A lamp breaking is extremely unlikely to have any impact on your health. If a lamp breaks, ventilate the room for 30 minutes and remove the parts, preferably with gloves. Put them in a sealed plastic bag and take it to your local waste facilities for recycling. Do not use a vacuum cleaner.

### Product data

General Information	
Cap-Base	E40 [E40]
Operating Position	P [Parallel or Horizontal(HOR)]
Life to 50% Failures (Nom)	12,000 hour(s)
Light Technical	
Color Code	543 [CCT of 4300K]
Color Designation	Cool White (CW)
Chromaticity Coordinate X (Nom)	370
Chromaticity Coordinate Y (Nom)	380
Correlated Color Temperature (Nom)	4300 K
Luminous Efficacy (rated) (Nom)	83 lm/W
Color rendering index (CRI)	57
Arc Length O (Nom)	80 mm
Operating and Electrical	
Power Consumption	990 W
Voltage (Nom)	130 V

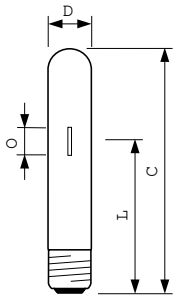
Voltage (Nom)	130 V
Controls and Dimming	
Dimmable	No
Mechanical and Housing	
Bulb Finish	Clear
Bulb Shape	T65 [T 65mm]
Approval and Application	
Mercury (Hg) Content (Nom)	86 mg
Energy Consumption kWh/1000 h	1089 kWh
Product Data	
Order product name	HPI-T 1000W/543 E40 1SL/4
Full product name	HPI-T 1000W/543 E40 1SL/4
Full product code	871150020368745
Order code	928482600092

HPI-T High Wattage

Material Nr. (12NC)	928482600092
Numerator - Quantity Per Pack	1
EAN/UPC - Product/Case	8711500203687
Numerator - Packs per outer box	4

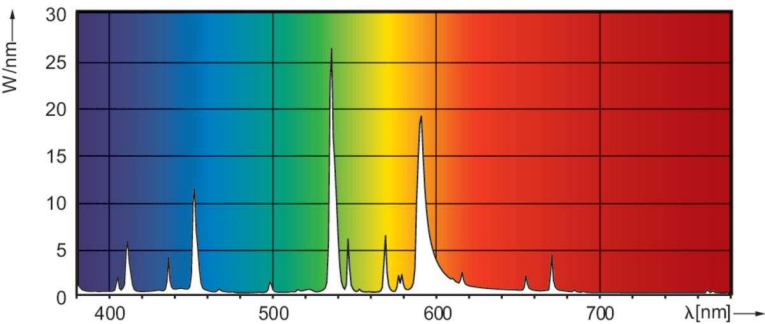
EAN/UPC - Case	8711500203694
----------------	---------------

Dimensional drawing



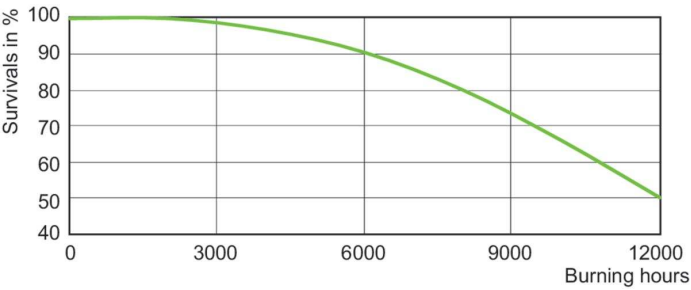
Product	D (max)	O	L	C (max)
HPI-T 1000W/543 E40 1SL/4	66 mm	80 mm	240 mm	382 mm

Photometric data



Spectral Power Distribution Colour - HPI-T 1000W/543 E40 1SL/4

Lifetime



Life Expectancy Diagram - HPI-T 1000W/543 E40 1SL/4

Lumen Maintenance Diagram - HPI-T 1000W/543 E40 1SL/4

## HPI-T High Wattage

