



# MASTER LEDtube EM/ Mains

## MASTER LEDtube 1500mm HO 23W840 T8

The Philips MASTER LEDtube integrates a LED light source into a traditional fluorescent form factor. Its unique design creates a perfectly uniform visual appearance which cannot be distinguished from traditional fluorescent. This product is the ideal solution for up lighting in general lighting applications.

### Warnings and Safety

• -

### Product data

General Information	
Cap base	G13 [Medium Bi-Pin Fluorescent]
Nominal lifetime	50,000 h
Switching Cycle	200,000
Lighting Technology	LED
EU RoHS compliant	Yes
Light Technical	
Colour Code	840 [CCT of 4000K]
Beam angle (nom.)	160 degree(s)
Luminous Flux	3,100 lm
Colour designation	Cool White (CW)
Correlated Colour Temperature	4000 K
Colour consistency	<6
Colour rendering index (CRI)	80
LLMF at end of nominal lifetime (nom.)	70 %

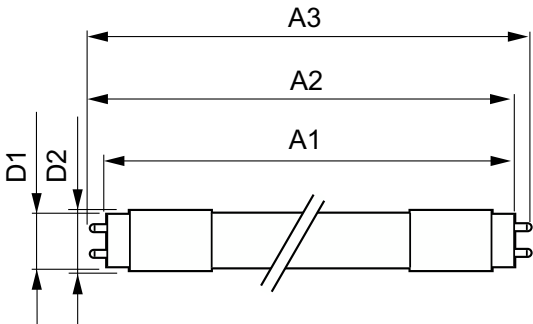
Operating and Electrical	
Line Frequency	50 to 60 Hz
Input frequency	50 to 60 Hz
Power Consumption	23 W
Lamp current (max.)	105 mA
Lamp current (min.)	95 mA
Starting time (nom.)	0.5 s
Warm-up time to 60% light	0.5 s
Power Factor (Fraction)	0.9
Voltage (nom.)	220-240 V
Temperature	
Ambient temperature range	-20°C to 35°C
T-Case maximum (nom.)	55 °C
Controls and Dimming	
Dimmable	No

MASTER LEDtube EM/Mains

Mechanical and Housing	
Product length	1,500 mm
Approval and Application	
Energy-saving product	Yes
Suitable for accent lighting	No
Approval marks	CE marking RoHS compliance KEMA Keur certificate
Energy consumption kWh/1,000 hours	23 kWh
Product Data	
Order product name	MAS LEDtube 1500mm HO 23W840 T8

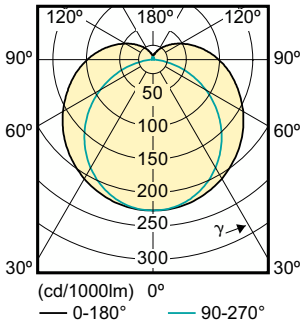
Full product name	MASTER LEDtube 1500mm HO 23W840 T8
Full EOC	871829178958100
Order code	78958100
Material no. (12 NC)	929001116102
SAP numerator – quantity per pack	1
EAN/UPC – Product/Case	8718291789581
Numerator – packs per outer box	10
EAN/UPC – Case	8718291789598

Dimensional drawing

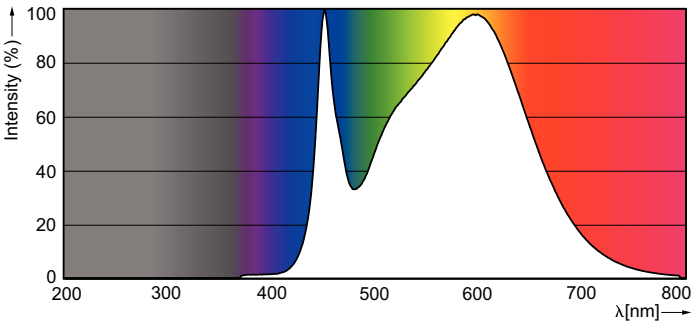


Product	D1	D2	A1	A2	A3
MAS LEDtube 1500mm HO 23W840 T8	25.68 mm	28 mm	1,500.0 mm	1,507.1 mm	1,514.2 mm

Photometric data



Light Distribution Diagram - MAS LEDtube 1500mm HO 23W840 T8



Spectral Power Distribution Colour - MAS LEDtube 1500mm HO 23W840 T8

## MASTER LEDtube EM/Mains

