



MASTER LEDtube EM/ Mains T8

MAS LEDtube STD 1200mm 14.5W840 T8 I

The Philips MASTER LEDtube integrates a LED light source into a traditional fluorescent form factor. Its unique design creates a perfectly uniform visual appearance which cannot be distinguished from traditional fluorescent. This product is the ideal solution for up lighting in general lighting applications.

Warnings and Safety

- -
- -

Product data

General Information	
Cap-Base	G13 [Medium Bi-Pin Fluorescent]
Nominal lifetime	40,000 hour(s)
Switching Cycle	50,000
Lighting Technology	LED
EU RoHS compliant	Yes
Light Technical	
Color Code	840 [CCT of 4000K]
Beam Angle (Nom)	150 degree(s)
Luminous Flux	1,600 lm
Correlated Color Temperature (Nom)	4000 K
Color Consistency	<6
Color rendering index (CRI)	83
LLMF At End Of Nominal Lifetime (Nom)	70 %

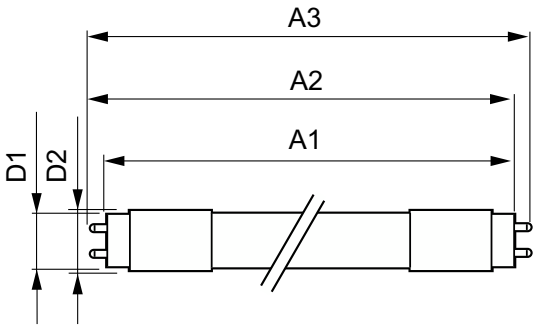
Operating and Electrical	
Line Frequency	50 to 60 Hz
Input Frequency	50 to 60 Hz
Power Consumption	14.5 W
Starting Time (Nom)	0.5 s
Warm-up time to 60% light	Instant full light s
Power Factor (Fraction)	0.9
Voltage (Nom)	220-240 V
Temperature	
Ambient temperature range	-20 °C to 45 °C
T-Case Maximum (Nom)	45 °C
Controls and Dimming	
Dimmable	No

MASTER LEDtube EM/Mains T8

Mechanical and Housing	
Product Length	47-1/4 inch
Approval and Application	
Energy Saving Product	Yes
Suitable For Accent Lighting	No
Approval Marks	CE marking RoHS compliance KEMA Keur certificate
Energy Consumption kWh/1000 h	14.5 kWh
Product Data	
Order product name	MAS LEDtube STD 1200mm 14.5W840 T8 I

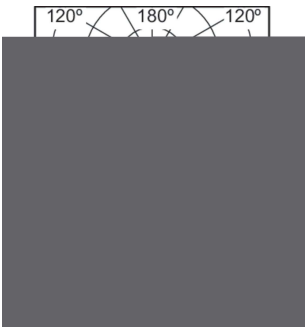
Full product name	MAS LEDtube STD 1200mm 14.5W840 T8 I
Full product code	871829179312000
Order code	929001119008
Material Nr. (12NC)	929001119008
Numerator - Quantity Per Pack	1
EAN/UPC - Product/Case	8718291793120
Numerator - Packs per outer box	10
EAN/UPC - Case	8718291793137

Dimensional drawing

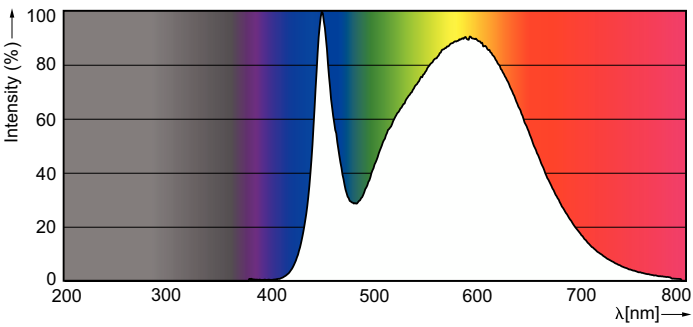


Product	D1	D2	A1	A2	A3
MAS LEDtube STD 1200mm 14.5W840 T8 I	25.68 mm	28 mm	1,198.0 mm	1,205.0 mm	1,212.0 mm

Photometric data



Light Distribution Diagram - MAS LEDtube STD 1200mm 14.5W840 T8 I



Spectral Power Distribution Colour - MAS LEDtube STD 1200mm 14.5W840 T8 I

MASTER LEDtube EM/Mains T8

