



# MASTER LEDtube InstantFit HF

## MASTER LEDtube HF 1500mm SO 22W865 T8

The Philips MASTER LEDtube integrates a LED light source into a traditional fluorescent form factor. Its unique design creates a perfectly uniform visual appearance which cannot be distinguished from traditional fluorescent. This product is the ideal solution for up lighting in general lighting applications.

### Warnings and Safety

- NOTES: The overall energy efficiency and light distribution of any installation that uses these lamps are determined by the design of the installation.

### Product data

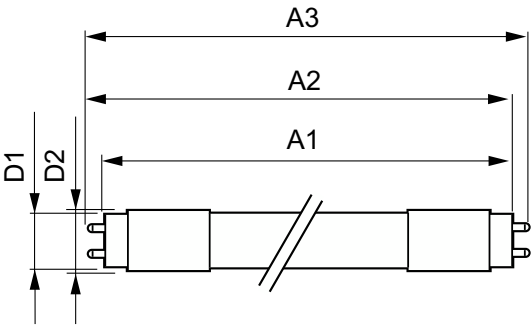
| General Information                    |                                 | Operating and Electrical  |                      |
|--|---------------------------------|---------------------------|----------------------|
| Cap base                               | G13 [Medium Bi-Pin Fluorescent] | Line Frequency            | 50 to 60 Hz          |
| Nominal lifetime                       | 50,000 h                        | Input frequency           | 50 to 60 Hz          |
| Switching Cycle                        | 50,000                          | Power Consumption         | 22 W                 |
| Lighting Technology                    | LED                             | Starting time (nom.)      | 0.5 s                |
| EU RoHS compliant                      | Yes                             | Warm-up time to 60% light | Instant full light s |
| Light Technical                        |                                 | Power Factor (Fraction)   | 0.9                  |
| Colour Code                            | 865 [CCT of 6500K]              | Voltage (nom.)            | 220-240 V            |
| Beam angle (nom.)                      | 160 degree(s)                   | Temperature               |                      |
| Luminous Flux                          | 2,000 lm                        | Ambient temperature range | -20°C to 45°C        |
| Correlated Colour Temperature          | 6500 K                          | T-Case maximum (nom.)     | 60 °C                |
| Colour consistency                     | <6                              | Controls and Dimming      |                      |
| Colour rendering index (CRI)           | 83                              | Dimmable                  | No                   |
| LLMF at end of nominal lifetime (nom.) | 70 %                            |                           |                      |

MASTER LEDtube InstantFit HF

|                                    |  |
|------------------------------------|--|
| Mechanical and Housing             |  |
| Product length                     | 1,500 mm   |
| Approval and Application           |  |
| Energy-saving product              | Yes  |
| Suitable for accent lighting       | No   |
| Approval marks                     | CE marking RoHS compliance KEMA Keur certificate |
| Energy consumption kWh/1,000 hours | 27 kWh   |
| Product Data                       |  |
| Order product name                 | MAS LEDtube HF 1500mm SO 22W865 T8               |

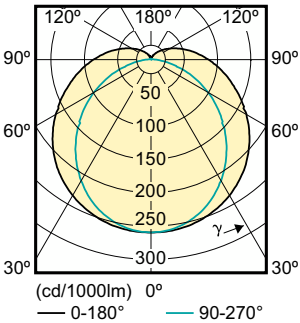
|                                   |                                       |
|-----------------------------------|---------------------------------------|
| Full product name                 | MASTER LEDtube HF 1500mm SO 22W865 T8 |
| Full EOC                          | 871869640080700                       |
| Order code                        | 40080700                              |
| Material no. (12 NC)              | 929001122502                          |
| Local order code                  | MLEDTVLEH22865R                       |
| SAP numerator – quantity per pack | 1                                     |
| EAN/UPC – Product/Case            | 8718696400807                         |
| Numerator – packs per outer box   | 10                                    |
| EAN/UPC – Case                    | 8718696400814                         |

Dimensional drawing




| Product                            | D1       | D2    | A1         | A2         | A3         |
|------------------------------------|----------|-------|------------|------------|------------|
| MAS LEDtube HF 1500mm SO 22W865 T8 | 25.68 mm | 28 mm | 1,500.0 mm | 1,507.1 mm | 1,514.2 mm |

Photometric data



Light Distribution Diagram – MAS LEDtube HF 1500mm SO 22W865 T8



Spectral Power Distribution Colour – MAS LEDtube HF 1500mm SO 22W865 T8

## MASTER LEDtube InstantFit HF

