



MASTER LEDtube EM/ Mains T8

MASTER LEDtube 1200mm HO 16W830 T8 RS

The Philips MASTER LEDtube integrates a LED light source into a traditional fluorescent form factor. Its unique design creates a perfectly uniform visual appearance which cannot be distinguished from traditional fluorescent. For those that are looking for value for money within limited budget and re-lamping efforts for better light effect and lifetime.

Warnings and Safety

• –

Product data

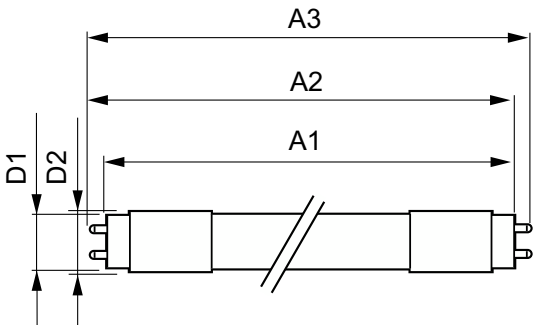
General Information		Operating and Electrical	
Cap-Base	G13 [Medium Bi-Pin Fluorescent]	Line Frequency	50 to 60 Hz
Nominal lifetime	50,000 hour(s)	Input Frequency	50 to 60 Hz
Switching Cycle	200,000	Power Consumption	16 W
Lighting Technology	LED	Lamp Current (Max)	77 mA
EU RoHS compliant	Yes	Lamp Current (Min)	68 mA
Light Technical		Starting Time (Nom)	0.5 s
Color Code	830 [CCT of 3000K]	Warm-up time to 60% light	0.5 s
Beam Angle (Nom)	160 degree(s)	Power Factor (Fraction)	0.9
Luminous Flux	2,000 lm	Voltage (Nom)	220-240 V
Color Designation	White (WH)	Temperature	
Correlated Color Temperature (Nom)	3000 K	Ambient temperature range	-20 °C to 35 °C
Color Consistency	<6	T-Case Maximum (Nom)	55 °C
Color rendering index (CRI)	80		
LLMF At End Of Nominal Lifetime (Nom)	70 %		

MASTER LEDtube EM/Mains T8

Controls and Dimming	
Dimmable	No
Mechanical and Housing	
Product Length	1,200 mm
Approval and Application	
Energy Saving Product	Yes
Suitable For Accent Lighting	No
Approval Marks	TUV CE marking RoHS compliance KEMA Keur certificate
Energy Consumption kWh/1000 h	16 kWh

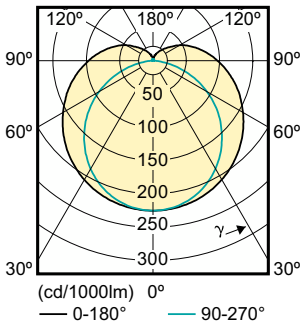
Product Data	
Order product name	MAS LEDtube 1200mm HO 16W830 T8 RS
Full product name	MASTER LEDtube 1200mm HO 16W830 T8 RS
Full product code	871869642198700
Order code	42198700
Material Nr. (12NC)	929001126102
Numerator - Quantity Per Pack	1
EAN/UPC - Product/Case	8718696421987
Numerator - Packs per outer box	10
EAN/UPC - Case	8718696421994

Dimensional drawing




Product	D1	D2	A1	A2	A3
MAS LEDtube 1200mm HO 16W830 T8 RS	25.7 mm	28 mm	1,198.2 mm	1,205.3 mm	1,212.4 mm

Photometric data



Light Distribution Diagram - MAS LEDtube 1200mm HO 16W830 T8 RS



Spectral Power Distribution Colour - MAS LEDtube 1200mm HO 16W830 T8 RS

MASTER LEDtube EM/Mains T8

