



# CorePro LEDtube EM/ Mains T8

## CorePro LEDtube 1500mm 22W 865 C

Philips CorePro LEDtubes are the quick and easy way to replace T8 fluorescent or other LED tubes with a fast pay back time. Not only does the Core range of LEDtubes require a low initial investment, but LED energy efficiency also delivers instant savings that you can bank on over a long and reliable lifetime. Plus, with the same lamp size and light distribution as fluorescent alternatives, you'll never know the difference. There are two ways to install these LED tubes: Rewire your existing fluorescent-based luminaires so the CorePro LEDtubes work directly on the Mains. Or simply change the fluorescent starter to an LED starter that can be used with your Electromagnetic ballasts.

### Warnings and Safety

- NOTE: The overall energy efficiency and light distribution of any installation that uses these lamps will be determined by the design of the installation.
- Installation must be done according to the installation diagrams provided with the lamp or available online. Installation must be done by a certified professional.

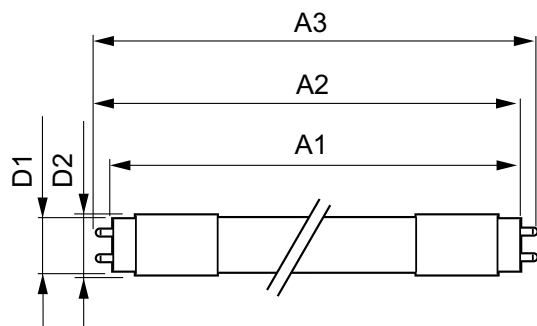
### Product data

General Information		Luminous Flux	
Cap-Base	G13 [Medium Bi-Pin Fluorescent]	2,000 lm	
Nominal lifetime	30,000 hour(s)	Correlated Color Temperature (Nom) 6500 K	
Switching Cycle	50,000	Color Consistency <6	
Lighting Technology	LED	Color rendering index (CRI) 80	
EU RoHS compliant	Yes	LLMF At End Of Nominal Lifetime (Nom) 70 %	
Light Technical		Operating and Electrical	
Color Code	865 [CCT of 6500K]	Line Frequency 50 to 60 Hz	
Beam Angle (Nom)	150 degree(s)	Input Frequency 50 to 60 Hz	
		Power Consumption 22 W	

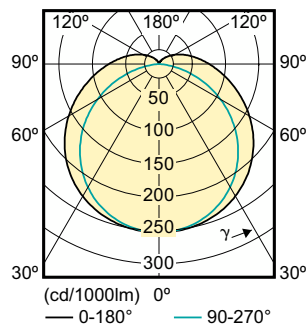
# CorePro LEDtube EM/Mains T8

Starting Time (Nom)	0.5 s
Warm-up time to 60% light	Instant full light s
Power Factor (Fraction)	0.9
Voltage (Nom)	220-240 V
<b>Temperature</b>	
Ambient temperature range	-20 °C to 45 °C
T-Case Maximum (Nom)	55 °C
<b>Controls and Dimming</b>	
Dimmable	No
<b>Mechanical and Housing</b>	
Product Length	1,500 mm
<b>Approval and Application</b>	
Energy Saving Product	Yes

## Dimensional drawing




## Photometric data



Light Distribution Diagram - CorePro LEDtube 1500mm 22W 865 C

Suitable For Accent Lighting	No
Approval Marks	CE marking RoHS compliance KEMA Keur certificate
Energy Consumption kWh/1000 h	22 kWh
<b>Product Data</b>	
Order product name	CorePro LEDtube 1500mm 22W 865 C
Full product name	CorePro LEDtube 1500mm 22W 865 C
Full product code	871869648738900
Order code	929001128719
Material Nr. (12NC)	929001128719
Numerator - Quantity Per Pack	1
EAN/UPC - Product/Case	8718696487389
Numerator - Packs per outer box	10
EAN/UPC - Case	8718696487396

Product	D1	D2	A1	A2	A3
CorePro LEDtube 1500mm 22W 865 C	25.68 mm	28 mm	1,500.0 mm	1,507.1 mm	1,514.2 mm



Spectral Power Distribution Colour - CorePro LEDtube 1500mm 22W 865 C

## CorePro LEDtube EM/Mains T8

