



LED BR30

9.5W SlimStyle BR30 CRI90 DIM 2700K E26

Philips BR30 LED lamps are the smart alternative to standard incandescent. The traditional lamp design can provide excellent dimming performance with spectacular energy savings. They provide the beautiful light and dependable performance you expect from LED at an economical price.

Product data

General Information	
Cap-Base	E26 [Single Contact Medium Screw]
Nominal lifetime	25,000 hour(s)
Switching Cycle	50,000
Lighting Technology	LED
EU RoHS compliant	Yes

Light Technical	
Color Code	927
Luminous Flux	650 lm
Color Designation	Soft White
Correlated Color Temperature (Nom)	2700 K
Luminous Efficacy (rated) (Nom)	68.4 lm/W
Color Consistency	<6
Color rendering index (CRI)	90
LLMF At End Of Nominal Lifetime (Nom)	70 %

Operating and Electrical	
Line Frequency	60 Hz
Input Frequency	60 Hz
Power Consumption	9.5 W
Lamp Current (Nom)	95 mA
Starting Time (Nom)	0.5 s

Warm-up time to 60% light	0.5 s
Power Factor (Fraction)	0.9
Voltage (Nom)	120 V

Temperature	
T-Case Maximum (Nom)	92 °C

Controls and Dimming	
Dimmable	Yes

Mechanical and Housing	
Bulb Finish	Frosted
Bulb Shape	BR30

Approval and Application	
Suitable For Accent Lighting	Yes
Energy Consumption kWh/1000 h	9.50 kWh

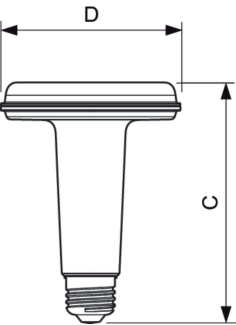
Product Data	
Order product name	9.5W SlimStyle BR30 CRI90 DIM 2700K E26
Full product name	9.5W SlimStyle BR30 CRI90 DIM 2700K E26
Order code	929001133503
Material Nr. (12NC)	929001133503

LED BR30

Numerator - Quantity Per Pack	1
EAN/UPC - Product/Case	046677455446
Numerator - Packs per outer box	4

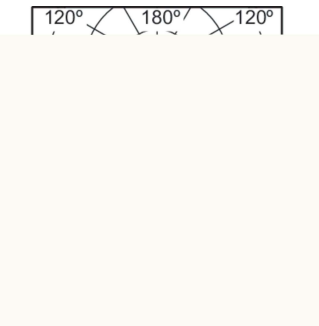
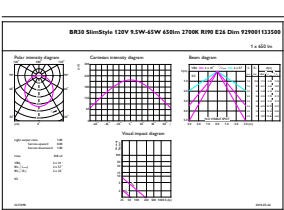
EAN/UPC - Case	50046677455441
----------------	----------------

Dimensional drawing




Product	D	C
9.5W SlimStyle BR30 CRI90 DIM 2700K E26	95.3 mm	131 mm

Photometric data



General uniform lighting - 9.5W SlimStyle BR30 CRI90 DIM 2700K E26

Light Distribution Diagram - 9.5W SlimStyle BR30 CRI90 DIM 2700K E26



Spectral Power Distribution Colour - 9.5W SlimStyle BR30 CRI90 DIM 2700K E26

LED BR30

