



# Essential LEDspot MR16

## Essential LED 5.5-50W 6500K MR16 24D

Essential LEDspots MR16 are compatible with most existing fixtures with a GU5.3 socket and are designed as a retrofit replacement for halogen spots. Essential LEDspots MR16 deliver significant energy savings and minimize initial investment.

### Product data

General Information	
Cap-Base	GU5.3 [GU5.3]
Nominal lifetime	15,000 hour(s)
Switching Cycle	50,000
Rated Lifetime (Hours)	15,000 hour(s)
Lighting Technology	LED
EU RoHS compliant	Yes
Light Technical	
Color Code	865 [CCT of 6500K]
Beam Angle (Nom)	24 degree(s)
Luminous Flux	460 lm
Luminous Intensity (Nom)	1,800 cd
Color Designation	Daylight
Correlated Color Temperature (Nom)	6500 K
Luminous Efficacy (rated) (Nom)	84 lm/W
Color Consistency	<6
Color rendering index (CRI)	80
LLMF At End Of Nominal Lifetime (Nom)	70 %

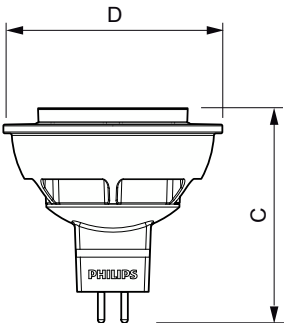
Operating and Electrical	
Line Frequency	- Hz
Input Frequency	- Hz
Power Consumption	5.5 W
Lamp Current (Nom)	640 mA
Wattage Equivalent	50 W
Starting Time (Nom)	0.5 s
Warm-up time to 60% light	instant full light s
Power Factor (Fraction)	0.7
Voltage (Nom)	12 V
Temperature	
T-Case Maximum (Nom)	95 °C
Controls and Dimming	
Dimmable	No
Mechanical and Housing	
Bulb Shape	MR16 [2inch/50mm]

Essential LEDspot MR16

Approval and Application	
Suitable For Accent Lighting	Yes
Energy Consumption kWh/1000 h	- kWh
Product Data	
Order product name	Essential LED 5.5-50W 6500K MR16 24D
Full product name	Essential LED 5.5-50W 6500K MR16 24D
Full product code	871869647615400

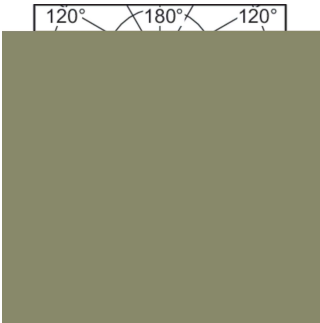
Order code	929001147207
Material Nr. (12NC)	929001147207
Numerator - Quantity Per Pack	1
EAN/UPC - Product/Case	8718696476154
Numerator - Packs per outer box	10
EAN/UPC - Case	8718696476161

Dimensional drawing

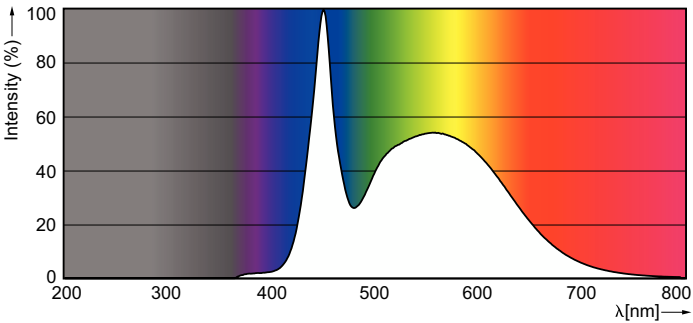


Product	D	C
Essential LED 5.5-50W 6500K MR16 24D	50.2 mm	49 mm

Photometric data



Light Distribution Diagram - Essential LED 5.5-50W 6500K MR16 24D



Spectral Power Distribution Colour - Essential LED 5.5-50W 6500K MR16 24D

