



LED InstantFit Lamps

15T8/48-5000 IF 10/1

Philips LED T8 InstantFit Lamps are an ideal energy saving choice for existing linear fluorescent fixtures.

Warnings and Safety

- Perform a visual inspection to ensure lamp holders (or sockets) are not damaged or loose. If the lamp holders (or sockets) are damaged, corroded, charred, blackened or loose, contact a qualified electrician for proper replacement.
- Please refer to the ballast compatibility guide located at www.philips.com/instantfit.

Product data

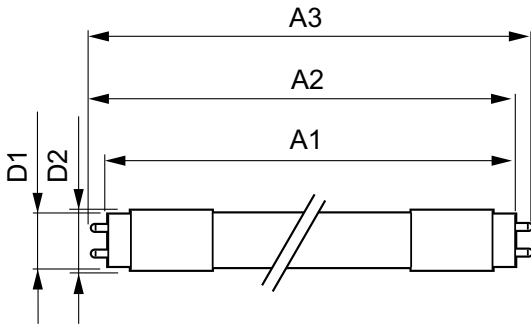
General Information		Starting Time (Nom)	
Cap-Base	G13 [Medium Bi-Pin Fluorescent]		0.5 s
Nominal lifetime	40,000 hour(s)	Warm-up time to 60% light	Instant full light s
Switching Cycle	50,000	Power Factor (Fraction)	0.9
Lighting Technology	LED	Voltage (Nom)	120-277 V
EU RoHS compliant	Yes		
Light Technical		Temperature	
Color Code	850 [CCT of 5000K]	Ambient temperature range	-20 °C to 45 °C
Beam Angle (Nom)	160 degree(s)	T-Case Maximum (Nom)	50 °C
Luminous Flux	2,100 lm		
Correlated Color Temperature (Nom)	5000 K	Controls and Dimming	
Color Consistency	<6	Dimmable	Yes
Color rendering index (CRI)	82		
LLMF At End Of Nominal Lifetime (Nom)	70 %	Mechanical and Housing	
		Product Length	1,200 mm
Operating and Electrical		Approval and Application	
Line Frequency	50 to 60 Hz	Energy Saving Product	Yes
Input Frequency	50 to 60 Hz	Suitable For Accent Lighting	No
Power Consumption	15 W	Approval Marks	UL certificate RoHS compliance DLC compliance

LED InstantFit Lamps

Energy Consumption kWh/1000 h	18 kWh
Energy Certifications	DLC Standard
Product Data	
Order product name	15T8/48-5000 IF 10/1
Full product name	15T8/48-5000 IF 10/1
Order code	456921

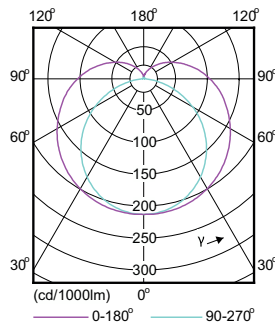

Material Nr. (12NC)	929001158804
Numerator - Quantity Per Pack	1
EAN/UPC - Product/Case	046677456924
Numerator - Packs per outer box	10
EAN/UPC - Case	50046677456929

Dimensional drawing




Product	D1	D2	A1	A2	A3
15T8/48-5000 IF 10/1	25.7 mm	28 mm	1,198.0 mm	1,205.0 mm	1,212.0 mm

Photometric data



Spectral Power Distribution Colour - 15T8/48-5000 IF 10/1

Light Distribution Diagram - 15T8/48-5000 IF 10/1



General uniform lighting - 15T8/48-5000 IF 10/1

LED InstantFit Lamps

