



MASTER LEDtube EM/ Mains T8

Master LEDTube 600 mm 10W 840 T8 I W

The Philips MASTER LEDtube integrates a LED light source into a traditional fluorescent form factor. Its unique design creates a perfectly uniform visual appearance which cannot be distinguished from traditional fluorescent. For those that are looking for value for money within limited budget and re-lamping efforts for better light effect and lifetime.

Warnings and Safety

• –

Product data

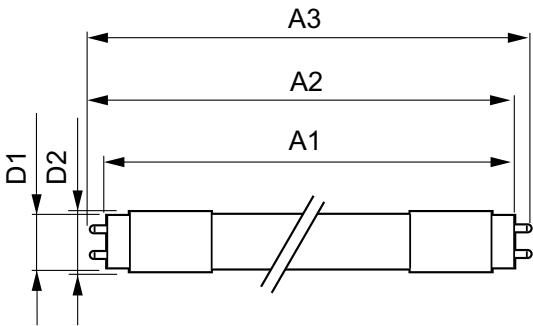
General Information		LLMF At End Of Nominal Lifetime (Nom) 70 %	
Cap-Base	G13 [Medium Bi-Pin Fluorescent]		
Nominal lifetime	40,000 hour(s)		
Switching Cycle	50,000		
Lighting Technology	LED		
EU RoHS compliant	Yes		
Light Technical		Operating and Electrical	
Color Code	840 [CCT of 4000K]	Line Frequency	50 to 60 Hz
Beam Angle (Nom)	160 degree(s)	Input Frequency	50 to 60 Hz
Luminous Flux	1,050 lm	Power Consumption	10 W
Color Designation	Cool White (CW)	Starting Time (Nom)	0.5 s
Correlated Color Temperature (Nom)	4000 K	Warm-up time to 60% light	Instant full light s
Luminous Efficacy (rated) (Nom)	105.00 lm/W	Power Factor (Fraction)	0.92
Color Consistency	<6	Voltage (Nom)	100-240 V
Color rendering index (CRI)	82		
		Temperature	
		Ambient temperature range	-20 °C to 45 °C
		T-Case Maximum (Nom)	70 °C

MASTER LEDtube EM/Mains T8

Controls and Dimming	
Dimmable	No
Mechanical and Housing	
Product Length	600 mm
Bulb Shape	T8
Approval and Application	
Energy Saving Product	Yes
Suitable For Accent Lighting	No
Approval Marks	CE marking RoHS compliance KEMA Keur certificate
Energy Consumption kWh/1000 h	10 kWh

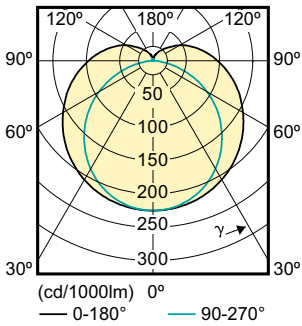
Product Data	
Order product name	Master LEDTube 600 mm 10W 840 T8 I W
Full product name	Master LEDTube 600 mm 10W 840 T8 I W
Full product code	871869652408400
Order code	52408400
Material Nr. (12NC)	929001187912
Numerator - Quantity Per Pack	1
EAN/UPC - Product/Case	8718696524084
Numerator - Packs per outer box	10
EAN/UPC - Case	8718696524091

Dimensional drawing




Product	D1	D2	A1	A2	A3
Master LEDTube 600 mm 10W 840 T8 I W	25.6 mm	27.8 mm	588.6 mm	595.7 mm	602.8 mm

Photometric data



Light Distribution Diagram - Master LEDTube 600 mm 10W 840 T8 I W



Spectral Power Distribution Colour - Master LEDTube 600 mm 10W 840 T8 I W

MASTER LEDtube EM/Mains T8

