



SceneSwitch LED bulbs

LED Scene Switch 60W A60 E27 WW FR ND 1BC/4

Some situations call for cool light, others benefit from the ambience of a warm, cosy glow. With Philips SceneSwitch LEDbulbs, you can have different light settings from just one bulb. And you don't need a dimmer! Optimise your lighting for relaxing, hobbies, recreation or working. Simply, at the flick of a switch. And that's your existing switch! No extra installation is required.

Product data

General Information	
Cap base	E27 [E27]
Nominal lifetime	15,000 h
Switching Cycle	100,000
Lighting Technology	LED
EU RoHS compliant	Yes
Light Technical	
Colour Code	827/825/822 [CCT of 2700K/2500K/2200K]
Colour designation	Warm/Extra Warm/Very Warm
Luminous efficacy (rated) (nom.)	100.75 lm/W
Colour consistency	<6
Colour rendering index (CRI)	80
LLMF at end of nominal lifetime (nom.)	70 %
Operating and Electrical	
Line Frequency	50 to 60 Hz
Input frequency	50 to 60 Hz
Power Consumption	2.5-8 W
Lamp current (nom.)	100 mA

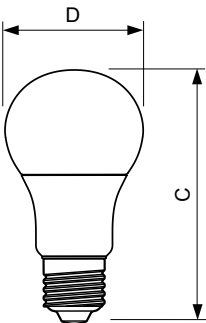
Wattage equivalent	60 W
Starting time (nom.)	0.5 s
Warm-up time to 60% light	0.5 s
Power Factor (Fraction)	0.5
Voltage (nom.)	220-240 V
Temperature	
T-Case maximum (nom.)	80 °C
Controls and Dimming	
Dimmable	No
Mechanical and Housing	
Lamp Finish	Frosted
Bulb shape	A60 [A 60 mm]
Approval and Application	
Energy-saving product	Yes
Suitable for accent lighting	No

SceneSwitch LED bulbs

Energy consumption kWh/1,000 hours 8 kWh	
Product Data	
Order product name	LED SSW 60W A60 E27 WW FR ND 1BC/4
Full product name	LED Scene Switch 60W A60 E27 WW FR ND 1BC/4
Full EOC	871869658884000
Order code	58884000


Material no. (12 NC)	929001236501
SAP numerator – quantity per pack	1
EAN/UPC – Product/Case	8718696588840
Numerator – packs per outer box	4
EAN/UPC – Case	8718696588857

Dimensional drawing




Product	D	C
LED SSW 60W A60 E27 WW FR ND 1BC/4	61 mm	111 mm

Photometric data




Spectral Power Distribution Colour - LED SSW 60W A60 E27 WW FR ND 1BC/4



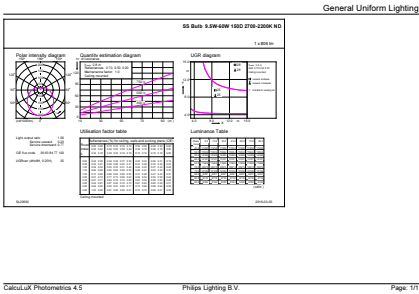
Spectral Power Distribution Colour - LED SSW 60W A60 E27 WW FR ND 1BC/4

SceneSwitch LED bulbs

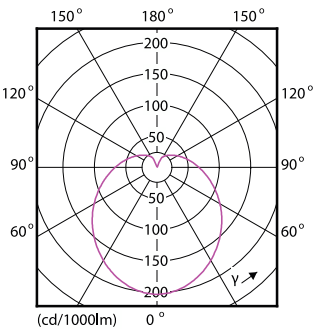
Photometric data



Spectral Power Distribution Colour - LED SSW 60W A60 E27 WW FR ND 1BC/4

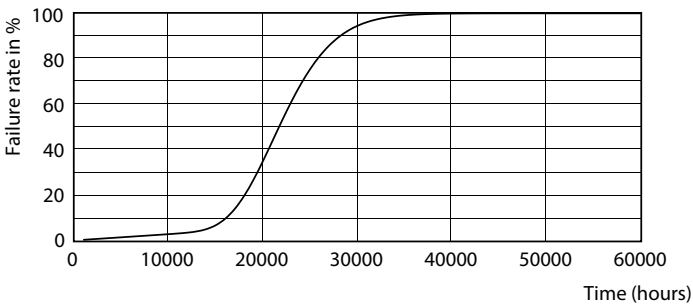


General uniform lighting - LED SSW 60W A60 E27 WW FR ND 1BC/4

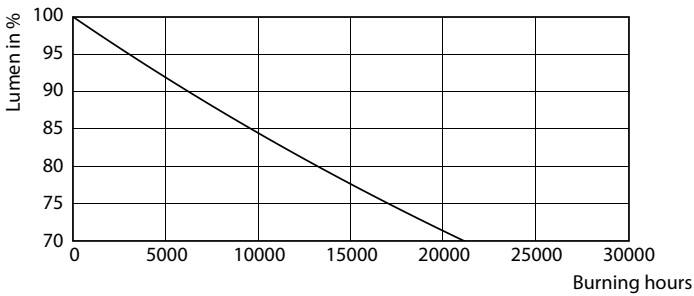


Light Distribution Diagram - LED SSW 60W A60 E27 WW FR ND 1BC/4

Lifetime



Life Expectancy Diagram - LED SSW 60W A60 E27 WW FR ND 1BC/4



Lumen Maintenance Diagram - LED SSW 60W A60 E27 WW FR ND 1BC/4

SceneSwitch LED bulbs

