



SceneSwitch LEDbulbs

LED SSW 60W A60 B22 WW FR ND 1BC/4

Some situations call for cool light, others benefit from the ambiance of a warm cozy glow. With Philips SceneSwitch LEDbulbs, you can have different light settings from just one bulb. And you don't need a dimmer! Optimize your lighting for relaxing, hobbies, recreation or working. Simply at the flick of a switch. And that's your existing switch! No extra installation is required.

Product data

General Information	
Cap-Base	B22 [B22]
Nominal lifetime	15,000 hour(s)
Switching Cycle	100,000
Lighting Technology	LED
EU RoHS compliant	Yes

Light Technical	
Color Code	827/825/822 [CCT of 2700K/2500K/2200K]
Color Designation	Warm/Extra Warm/Very Warm
Luminous Efficacy (rated) (Nom)	100.75 lm/W
Color Consistency	<6
Color rendering index (CRI)	80
LLMF At End Of Nominal Lifetime (Nom)	70 %

Operating and Electrical	
Line Frequency	50 to 60 Hz
Input Frequency	50 to 60 Hz
Power Consumption	2 5 8 W
Lamp Current (Nom)	100 mA

Starting Time (Nom)	0.5 s
Warm-up time to 60% light	0.5 s
Power Factor (Fraction)	0.5
Voltage (Nom)	220-240 V

Controls and Dimming	
Dimmable	No

Mechanical and Housing	
Bulb Finish	Frosted
Bulb Shape	A60 [A 60mm]

Approval and Application	
Energy Saving Product	Yes
Suitable For Accent Lighting	No
Energy Consumption kWh/1000 h	8 kWh

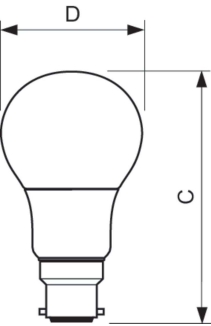
Product Data	
Order product name	LED SSW 60W A60 B22 WW FR ND 1BC/4
Full product name	LED SSW 60W A60 B22 WW FR ND 1BC/4

SceneSwitch LEDbulbs

Full product code	871869658886400
Order code	929001236601
Material Nr. (12NC)	929001236601
Numerator - Quantity Per Pack	1
EAN/UPC - Product/Case	8718696588864


Numerator - Packs per outer box	4
EAN/UPC - Case	8718696588871

Dimensional drawing




Product	D	C
LED SSW 60W A60 B22 WW FR ND 1BC/4	61 mm	111 mm


Photometric data



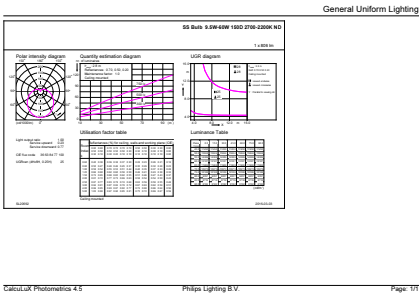
Spectral Power Distribution Colour - LED SSW 60W A60 B22 WW FR ND 1BC/4



Spectral Power Distribution Colour - LED SSW 60W A60 B22 WW FR ND 1BC/4



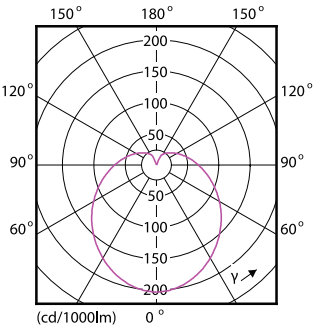
Spectral Power Distribution Colour - LED SSW 60W A60 B22 WW FR ND 1BC/4



General uniform lighting - LED SSW 60W A60 B22 WW FR ND 1BC/4

SceneSwitch LEDbulbs

Photometric data



Light Distribution Diagram - LED SSW 60W A60 B22 WW FR ND 1BC/4

