

CorePro LEDtube InstantFit HF

CorePro LEDtube HF 1500mm 20W840 T8 G

CorePro LEDtube InstantFit HF is an affordable LED solution suitable for replacing T8 fluorescent lamps. It provides a natural lighting effect for use in general lighting applications, as well as instant energy savings – an environmentally friendly solution.

Product data

General Information		Input Frequency	
Cap-Base	G13 [Medium Bi-Pin Fluorescent]	Power Consumption	20 W
Nominal lifetime	30,000 hour(s)	Lamp Current (Max)	700 mA
Switching Cycle	50,000	Lamp Current (Min)	200 mA
Lighting Technology	LED	Starting Time (Nom)	0.5 s
EU RoHS compliant	Yes	Warm-up time to 60% light	0.5 s
Light Technical		Power Factor (Fraction)	0.9
Color Code	840 [CCT of 4000K]	Voltage (Nom)	30-80 V
Beam Angle (Nom)	240 degree(s)	Temperature	
Luminous Flux	2,000 lm	Ambient temperature range	-20 °C to 45 °C
Color Designation	Cool White (CW)	T-Case Maximum (Nom)	55 °C
Correlated Color Temperature (Nom)	4000 K	Controls and Dimming	
Luminous Efficacy (rated) (Nom)	100 lm/W	Dimmable	No
Color Consistency	<6	Mechanical and Housing	
Color rendering index (CRI)	83	Product Length	1,500 mm
LLMF At End Of Nominal Lifetime (Nom)	70 %		
Operating and Electrical			
Line Frequency	20000-75000 Hz		

CorePro LEDtube InstantFit HF

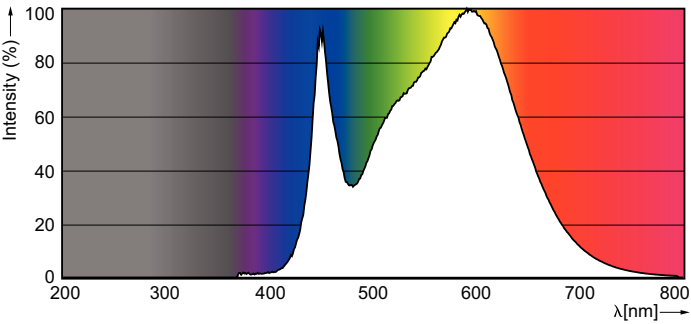
Approval and Application	
Energy Saving Product	Yes
Suitable For Accent Lighting	No
Approval Marks	TUV CE marking RoHS compliance KEMA Keur certificate
Energy Consumption kWh/1000 h	25 kWh
Product Data	
Order product name	CorePro LEDtube HF 1500mm 20W840 T8 G
Full product name	CorePro LEDtube HF 1500mm 20W840 T8 G

Full product code	871869659203800
Order code	929001249702
Material Nr. (12NC)	929001249702
Numerator - Quantity Per Pack	1
EAN/UPC - Product/Case	8718696592038
Numerator - Packs per outer box	10
EAN/UPC - Case	8718696592045

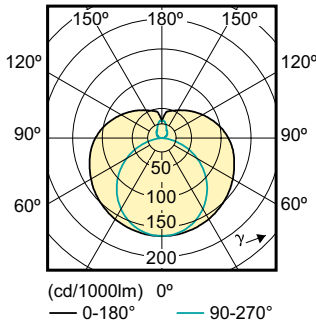
Dimensional drawing

Product	D	A1	A2	A3
CorePro LEDtube HF 1500mm 20W840 T8 G	27.9 mm	1,500 mm	1,505.9 mm	1,514.2 mm

Photometric data




Spectral Power Distribution Colour - CorePro LEDtube HF 1500mm 20W840 T8 G



Light Distribution Diagram - CorePro LEDtube HF 1500mm 20W840 T8 G

CorePro LEDtube InstantFit HF

Photometric data



General uniform lighting - CorePro LEDtube HF 1500mm 20W840 T8 G

