



# Essential LEDspot MR16

## LED MR16 4.5-50W36D 830 100-240V3BC/6THD

Essential LEDspots MR16 are compatible with most existing fixtures with a GU5.3 socket and are designed as a retrofit replacement for halogen spots. Essential LEDspots MR16 deliver significant energy savings and minimize initial investment.

### Product data

General Information	
Cap-Base	GU5.3 [GU5.3]
Nominal lifetime	15,000 hour(s)
Switching Cycle	50,000
Lighting Technology	LED
EU RoHS compliant	Yes
Light Technical	
Color Code	830 [CCT of 3000K]
Beam Angle (Nom)	36 degree(s)
Luminous Flux	400 lm
Luminous Intensity (Nom)	750 cd
Color Designation	White (WH)
Correlated Color Temperature (Nom)	3000 K
Luminous Efficacy (rated) (Nom)	88.00 lm/W
Color Consistency	<6
Color rendering index (CRI)	80
LLMF At End Of Nominal Lifetime (Nom)	70 %
Operating and Electrical	
Line Frequency	50 to 60 Hz

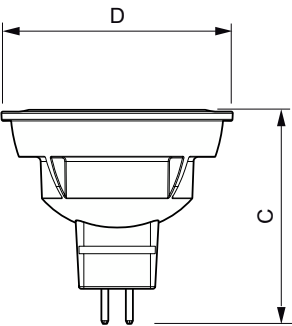
Input Frequency	50 to 60 Hz
Power Consumption	4.5 W
Starting Time (Nom)	0.5 s
Warm-up time to 60% light	1 s
Power Factor (Fraction)	0.4
Voltage (Nom)	100-240 V
Temperature	
T-Case Maximum (Nom)	90 °C
Controls and Dimming	
Dimmable	No
Mechanical and Housing	
Bulb Shape	MR16 [2inch/50mm]
Approval and Application	
Suitable For Accent Lighting	Yes

Essential LEDspot MR16

Product Data	
Order product name	LED MR16 4.5-50W36D 830 100-240V3BC/6THD
Full product name	LED MR16 4.5-50W36D 830 100-240V3BC/6THD
Full product code	871869678670300
Order code	929001274471


Material Nr. (12NC)	929001274471
Numerator - Quantity Per Pack	1
EAN/UPC - Product/Case	8718696786703
Numerator - Packs per outer box	6
EAN/UPC - Case	8718696786710

Dimensional drawing




Product	D	C
LED MR16 4.5-50W36D 830 100-240V3BC/6THD	51 mm	49 mm

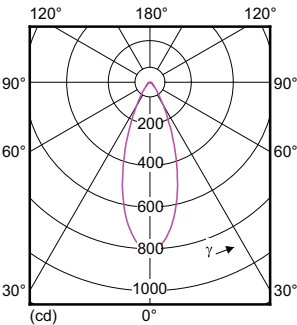
Photometric data



Spectral Power Distribution Colour - LED MR16 4.5-50W36D 830 100-240V3BC/6THD



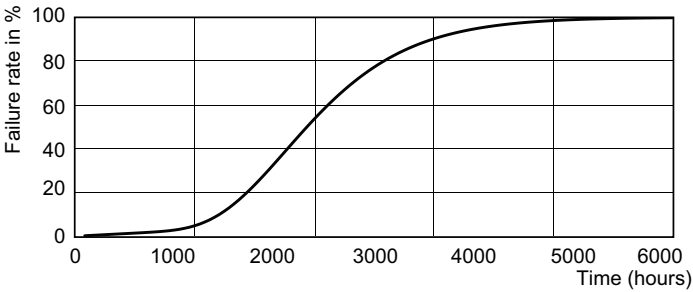
General uniform lighting - LED MR16 4.5-50W36D 830 100-240V3BC/6THD



Light Distribution Diagram - LED MR16 4.5-50W36D 830 100-240V3BC/6THD

Essential LEDspot MR16

Lifetime



Life Expectancy Diagram - LED MR16 4.5-50W36D 830 100-240V3BC/6THD

Lumen Maintenance Diagram - LED MR16 4.5-50W36D 830 100-240V3BC/6THD

